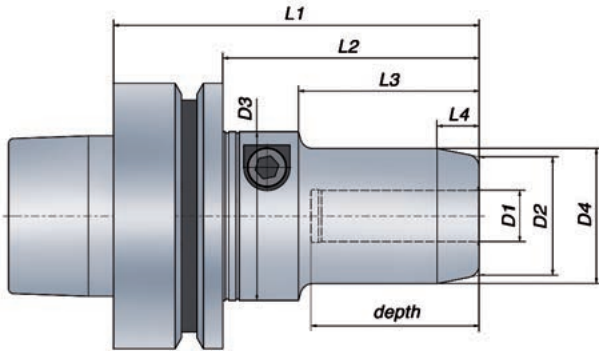


# ETP HYDRO-GRIP® SLENDER HSK Form F - DIN 69893



## Metric range

### Technical Specification HSK form F

HSK size	Part no.	Item description	Dimensions, mm											T* Nm	Weight kg	G 2.5 at rpm
			D1	D2	D3	D4	L1	L2	L3	L4	depth					
● 63	642680	HG SLENDER-12/HSK63F	12	28	40	32	87	61	43	10	40	60-125	1	25 000		
●	642690	HG SLENDER-16/HSK63F	16	34	40	38	87	61	43	10	40	165-270	1.1	25 000		
●	642700	HG SLENDER-20/HSK63F	20	36	50	40	99	73	55	10	52	260-425	1.3	25 000		
●	639130	HG SLENDER-25/HSK63F	25	41	50	45	103	77	59	10	56	480-710	1.4	25 000		

## Inch range

### Technical Specification HSK form F

HSK size	Part no.	Item description	Dimensions, inch											T* ft-lb	Weight kg	G 2.5 at rpm
			D1	D2	D3	D4	L1	L2	L3	L4	depth					
● 63	659400	HG SLENDER-3/8"/HSK63F	0.375	1.102	1.575	1.260	3.425	2.402	1.693	0.394	1.575	22-52	1	25 000		
●	642710	HG SLENDER-1/2"/HSK63F	0.500	1.339	1.575	1.260	3.425	2.402	1.693	0.394	1.575	55-105	1	25 000		
●	642720	HG SLENDER-5/8"/HSK63F	0.625	1.339	1.575	1.496	3.425	2.402	1.693	0.394	1.575	122-199	1.1	25 000		
●	642730	HG SLENDER-3/4"/HSK63F	0.750	1.417	1.969	1.575	3.898	2.874	2.165	0.394	2.047	192-314	1.3	25 000		
●	639140	HG SLENDER-1"/HSK63F	1.000	1.614	1.969	1.772	4.055	3.031	2.323	0.394	2.205	354-524	1.4	25 000		

\*) T = Min. and Max. transmittable torque using a h6 cylindrical tool, full depth insert. For additional information see section Technical Information.

- From stock
- On request

#### Information:

- Runout accuracy  $\leq 0.004$  mm at  $2.5 \times D1$  (max. 50 mm),  $\leq 0.00016$  inch at  $2.5 \times D1$  (max. 1.969 inch)
- Tool shank h6 or h7 can be used
- Center thread, for axial length adjustment screw (screw not included)
- Size 12, 1/2", 16, 5/8": M8x1.25
- Size 20, 3/4, 25, 1": M10x1.5
- Size 3/8" - no center thread

#### Accessories:

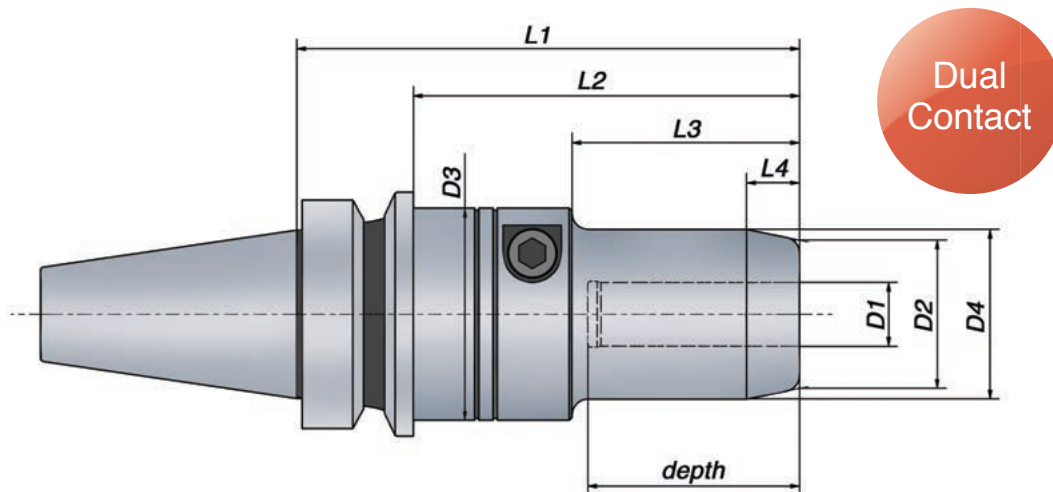
Use preset Torque Wrench, 6 Nm, to ensure correct mounting of tools. Part no. 19050.

ETP HYDRO-GRIP SLENDER can be used with reducing sleeves.

For additional information see section Accessories.



# ETP HYDRO-GRIP® SLENDER BT Form AD - JIS B 6339 Dual Contact



## Metric range

### Technical Specification BT form AD Dual Contact

Taper	Part no.	Item description	Dimensions, mm										T* Nm	Weight kg	G 2.5 at rpm
			D1	D2	D3	D4	L1	L2	L3	L4	depth				
30	681300	HG SLENDER-12/DC-BT30	12	28	40	32	95	73	43	10	40	60 - 125	0.9	25 000	

## Inch range

### Technical Specification BT form AD Dual Contact

Taper	Part no.	Item description	Dimensions, inch										T* ft-lb	Weight kg	G 2.5 at rpm
			D1	D2	D3	D4	L1	L2	L3	L4	depth				
30	681300-T	HG SLENDER-1/2"/DC-BT30	0.500	1.102	1.575	1.260	3.740	2.874	1.693	0.394	1.575	55 - 105	0.9	25 000	

\*) T = Min. and Max. transmittable torque using a h6 cylindrical tool. full depth insert. For additional information see section Technical Information.

- From stock
- On request

#### Information:

- Runout accuracy  $\leq 0.004$  mm at  $2.5 \times D1$  (max. 50 mm),  $\leq 0.00016$  inch at  $2.5 \times D1$  (max. 1.969 inch)
- Tool shank h6 or h7 can be used
- Center thread, M8x1.25, for axial length adjustment screw (screw not included)
- Coolant through on all holders
- Bore for data carrier - available on request

#### Accessories:

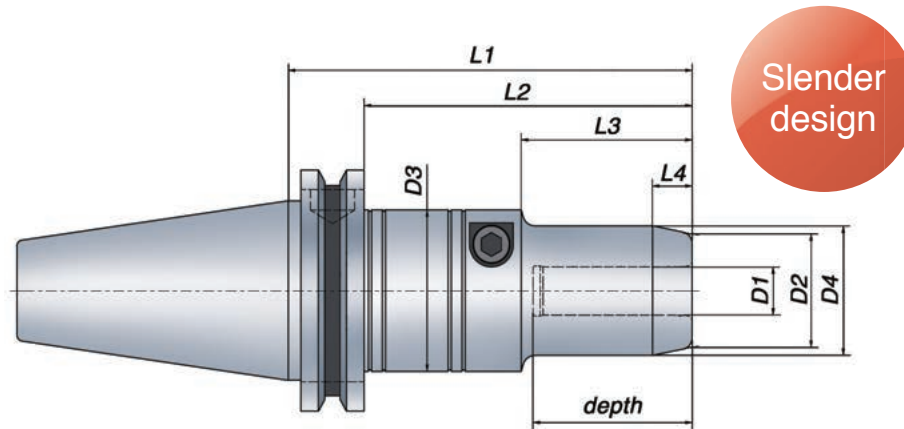
Use preset Torque Wrench, 6 Nm, to ensure correct mounting of tools. Part no. 19050.

ETP HYDRO-GRIP SLENDER can be used with reducing sleeves.  
For additional information see section Accessories.



# ETP HYDRO-GRIP® SLENDER

## CAT Form AD/B - ASME B5.50



### Metric range

#### Technical Specification CAT form AD/B

Taper	Part no.	Item description	Dimensions, mm												
			D1	D2	D3	D4	L1	L2	L3	L4	depth	T* Nm	Weight at rpm	G 2.5	
○	40	681600	HG SLENDER-12x4"/CAT40	12	28	40	32	101.6	82.55	43	10	40	60-125	1.4	25 000
○		681610	HG SLENDER-12x6"/CAT40	12	28	40	32	152.4	133.35	43	10	40	60-125	1.9	25 000
○		681620	HG SLENDER-16x4"/CAT40	16	34	40	38	101.6	82.55	43	10	40	165-270	1.5	25 000
○		681630	HG SLENDER-16x6"/CAT40	16	34	40	38	152.4	133.35	43	10	40	165-270	2	25 000

### Inch range

#### Technical Specification CAT form AD/B

Taper	Part no.	Item description	Dimensions, inch												
			D1	D2	D3	D4	L1	L2	L3	L4	depth	T* ft-lb	Weight kg	G 2.5 at rpm	
●	40	681600-T	HG SLENDER-1/2"x4"/CAT40	0.500	1.102	1.575	1.260	4.000	3.250	1.693	0.393	1.575	55-105	1.4	25 000
●		681610-T	HG SLENDER-1/2"x6"/CAT40	0.500	1.102	1.575	1.260	6.000	5.250	1.693	0.393	1.575	55-105	1.9	25 000
○		681620-T	HG SLENDER-5/8"x4"/CAT40	0.625	1.339	1.575	1.496	4.000	3.250	1.693	0.393	1.575	122-199	1.5	25 000
○		681630-T	HG SLENDER-5/8"x6"/CAT40	0.625	1.339	1.575	1.496	6.000	5.250	1.693	0.393	1.575	122-199	2	25 000
○	50	681740-T	HG SLENDER-3/4"x4"/CAT50	0.750	1.417	1.969	1.575	4.000	3.250	2.165	0.393	2.047	192-314	3.4	25 000
○		681750-T	HG SLENDER-3/4"x6"/CAT50	0.750	1.417	1.969	1.575	6.000	5.250	2.165	0.393	2.047	192-314	4.1	25 000

\*) T = Min. and Max. transmittable torque using a h6 cylindrical tool, full depth insert. For additional information see section Technical Information.

● From stock

○ On request

#### Information:

- Runout accuracy  $\leq 0.004$  mm at  $2.5 \times D1$  (max. 50 mm),  
 $\leq 0.00016$  inch at  $2.5 \times D1$  (max. 1.969 inch)
- Tool shank h6 or h7 can be used

#### Accessories:

Use preset Torque Wrench, 6 Nm, to ensure correct mounting of tools. Part no. 19050.

ETP HYDRO-GRIP SLENDER can be used with reducing sleeves.

For additional information see section Accessories.

