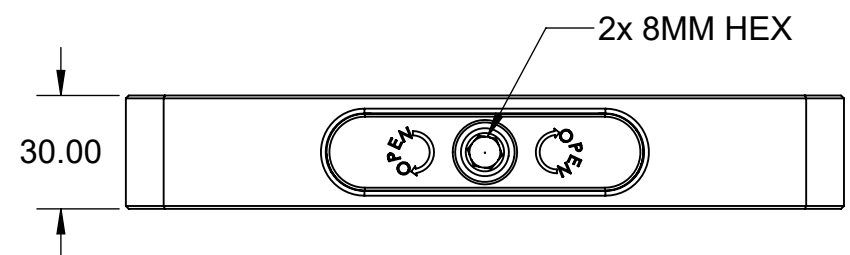
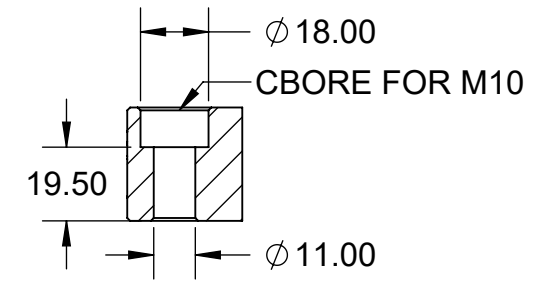
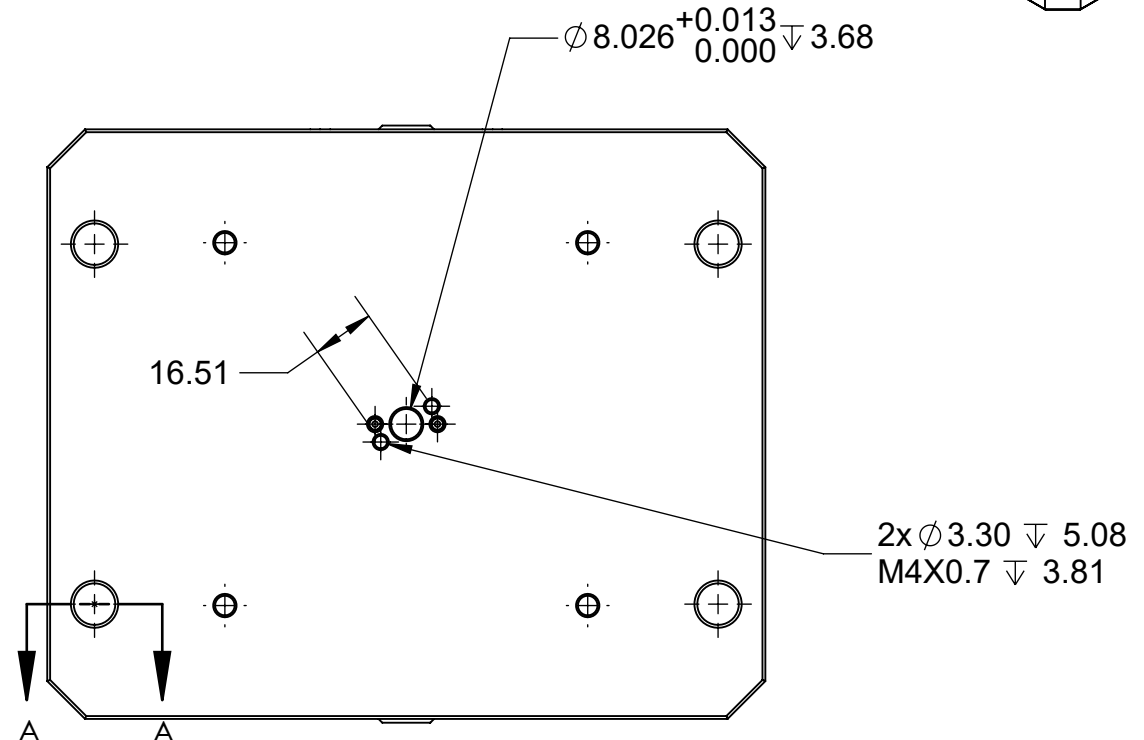
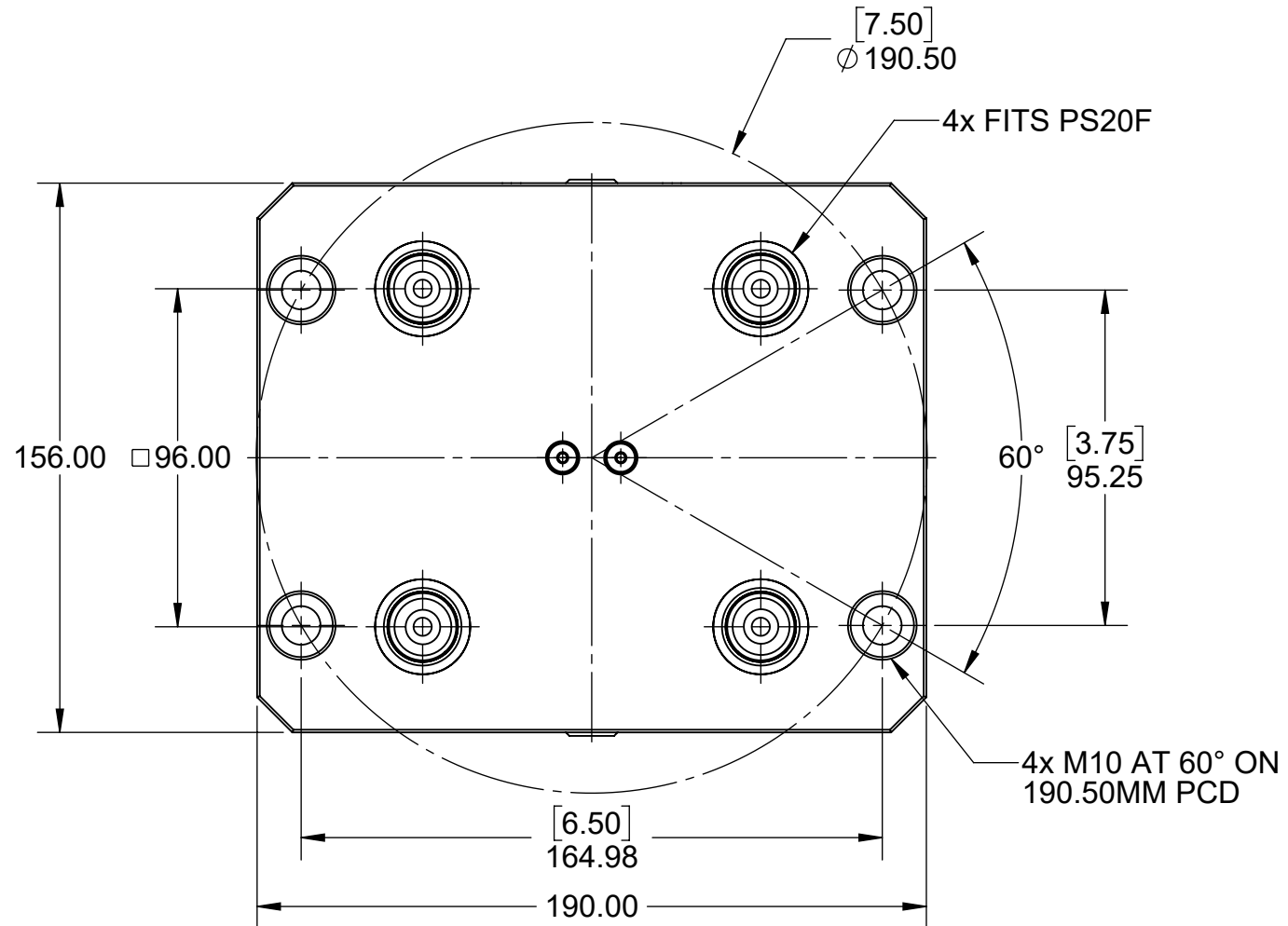
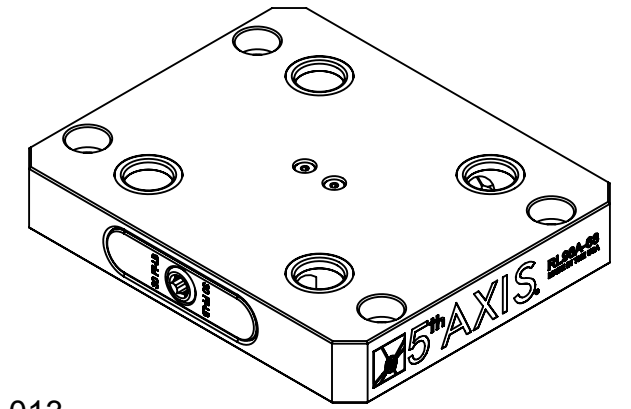


MATERIAL:
 RL96A-68: 6061 ALUMINUM BODY
 RL96S-68: 1018 STEEL BODY

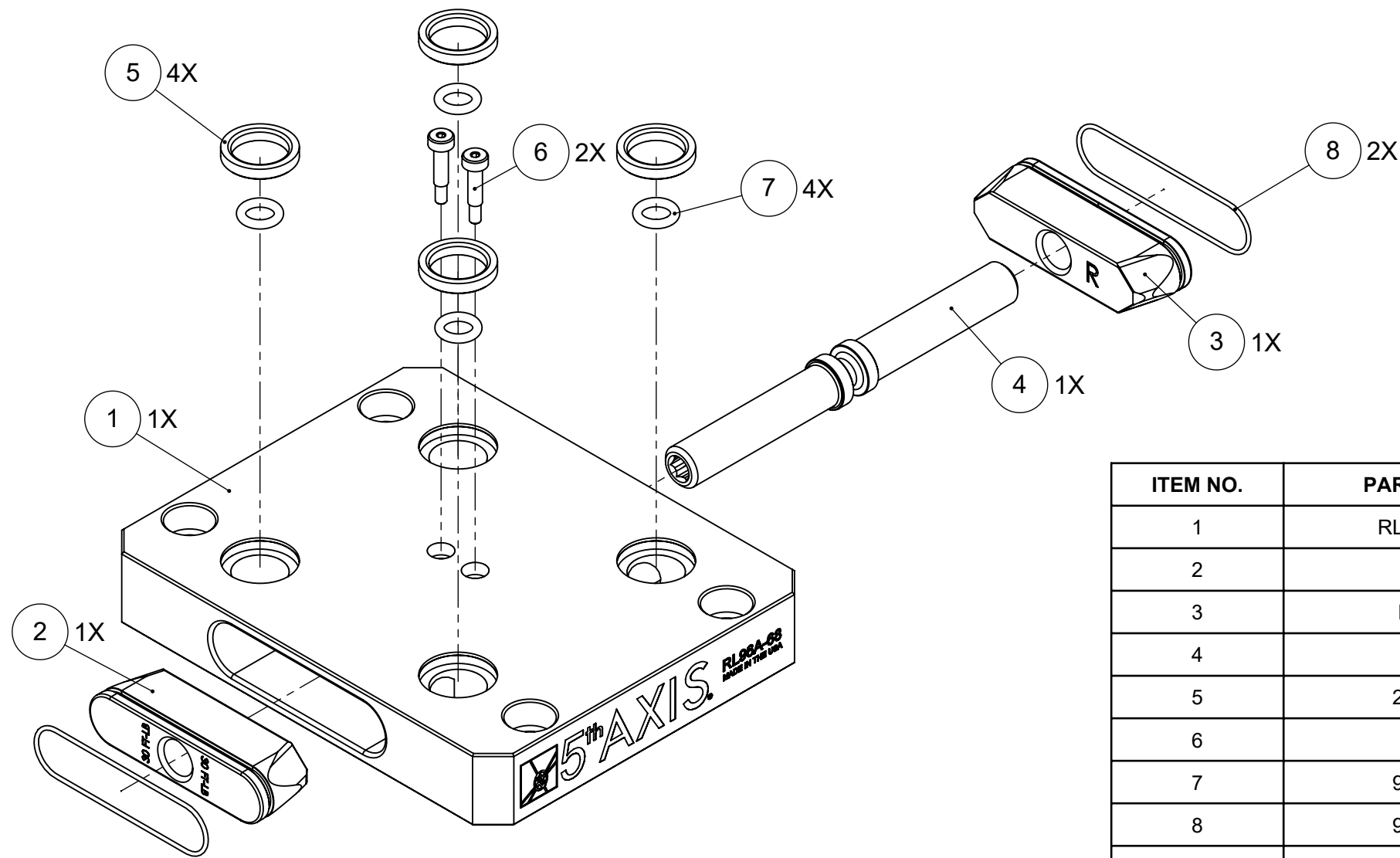
RL96A-68 RL96S-68



| | | | | |
|---|--|------------------|--|-----------------|
| MILLIMETER <small>DRAWN IN ACCORDANCE WITH ASME Y14.5-2009</small> <small>WWW.5THAXIS.COM</small> <small>7140 ENGINEER ROAD SAN DIEGO, CA 92111</small> <small>P (858) 505-0432 F (858) 505-9344</small> | TOLERANCES <small>UNLESS OTHERWISE SPECIFIED</small> x ± 0.1 .xx ± 0.01 .x ± 0.05 .xxx ± 0.005 ANGULAR ± 0.5° THIRD ANGLE PROJECTION | | | |
| | DESCRIPTION ROCKLOCK™ 96MM LOW-PROFILE BASE | SIZE B | PART NO. RL96A-68 / RL96S-68 | REV A |
| DO NOT SCALE DRAWING | | SCALE 1:2 | WEIGHT: | SHEET 1 OF 2 |

RL96A-68 RL96S-68

MATERIAL:
RL96A-68: 6061 ALUMINUM BODY
RL96S-68: 1018 STEEL BODY



| ITEM NO. | PART NUMBER | DESCRIPTION | QTY. |
|----------|-------------|--------------------------|------|
| 1 | RL96-168A/S | ROCKLOCK™ BASE | 1 |
| 2 | RL96-2L | LEFT ROCKLOCK™ TRUCK | 1 |
| 3 | RL96-2R | RIGHT ROCKLOCK™ TRUCK | 1 |
| 4 | RL96-3 | ROCKLOCK™ LEAD SCREW | 1 |
| 5 | 27X20.DB | PRECISION BUSHING | 4 |
| 6 | SB54 | SHOULDER BOLT | 2 |
| 7 | 9452K183 | BASE O-RING | 4 |
| 8 | 9452K121 | TRUCK O-RING | 2 |
| 9 | 9750K73 | PLASTIC PLUG (NOT SHOWN) | 4 |

FOR REFERENCE ONLY - NOT FOR RESALE

| | | | | |
|---|--|--|---|------------------------|
| MILLIMETER <small>DRAWN IN ACCORDANCE WITH ASME Y14.5-2009</small> <small>WWW.5THAXIS.COM</small> <small>7140 ENGINEER ROAD SAN DIEGO, CA 92111</small> <small>P (858) 505-0432 F (858) 505-9344</small> | TOLERANCES <small>UNLESS OTHERWISE SPECIFIED</small> x ± 0.1 .xx ± 0.01 .x ± 0.05 .xxx ± 0.005 ANGULAR ± 0.5° THIRD ANGLE PROJECTION | | | |
| | | DESCRIPTION ROCKLOCK™ 96MM LOW-PROFILE BASE | | |
| | | SIZE B | PART NO. RL96A-68 / RL96S-68 | REV A |
| | | DO NOT SCALE DRAWING | SCALE 1:2 | WEIGHT: |
| | | | | SHEET 2 OF 2 |