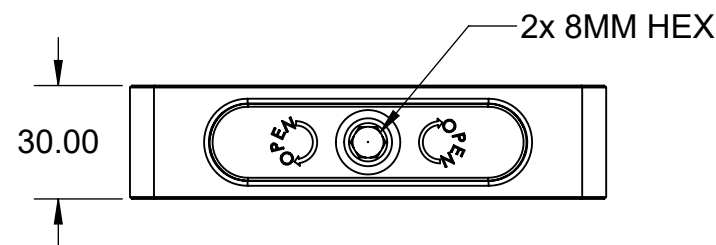
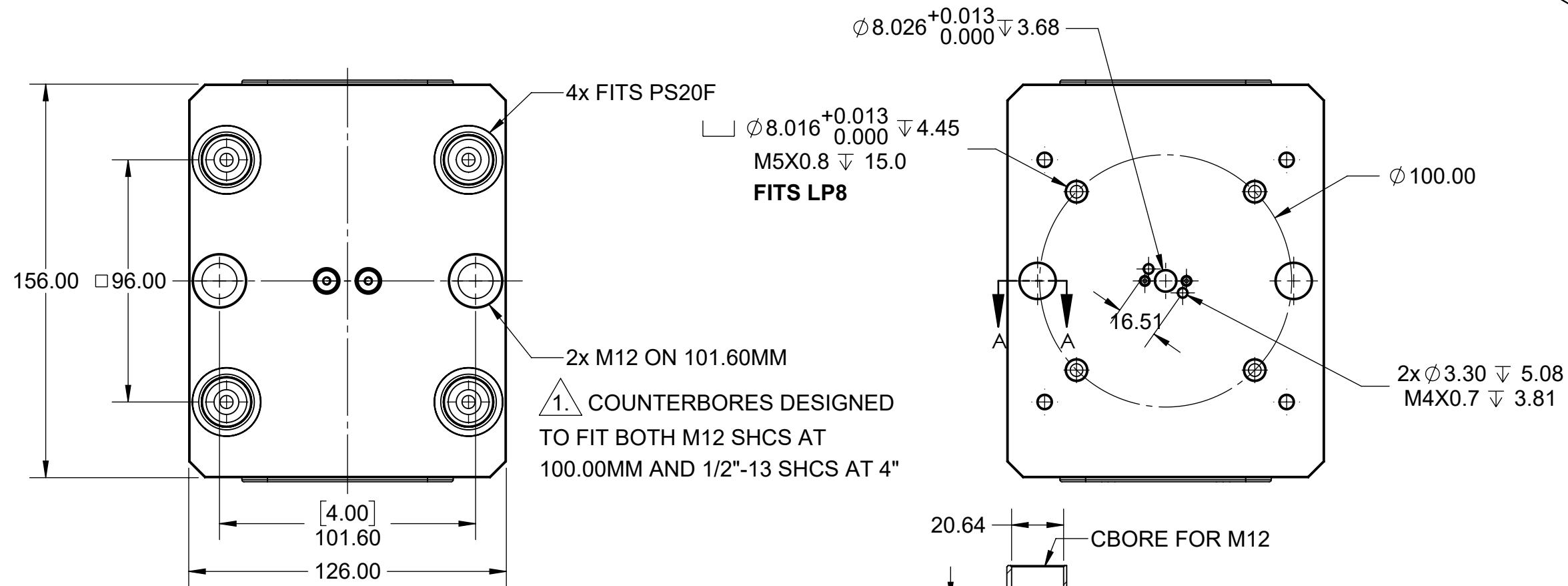
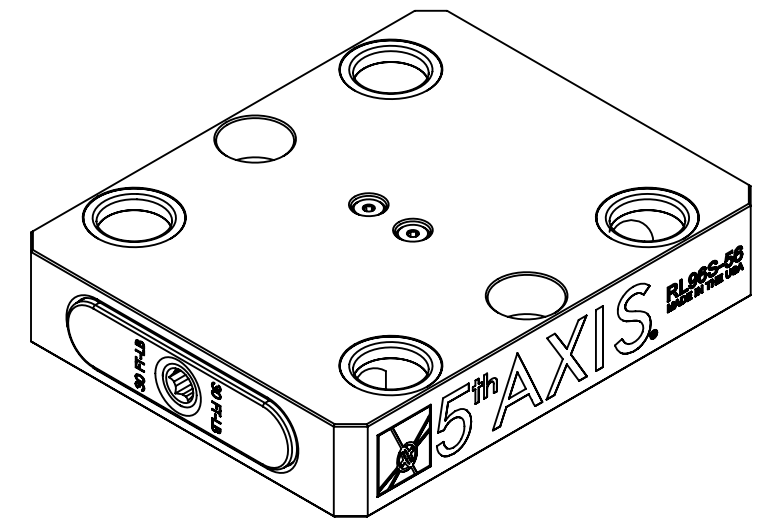


**MATERIAL:**  
 RL96A-56: 6061 ALUMINUM BODY  
 RL96S-56: 1018 STEEL BODY

# RL96A-56 RL96S-56

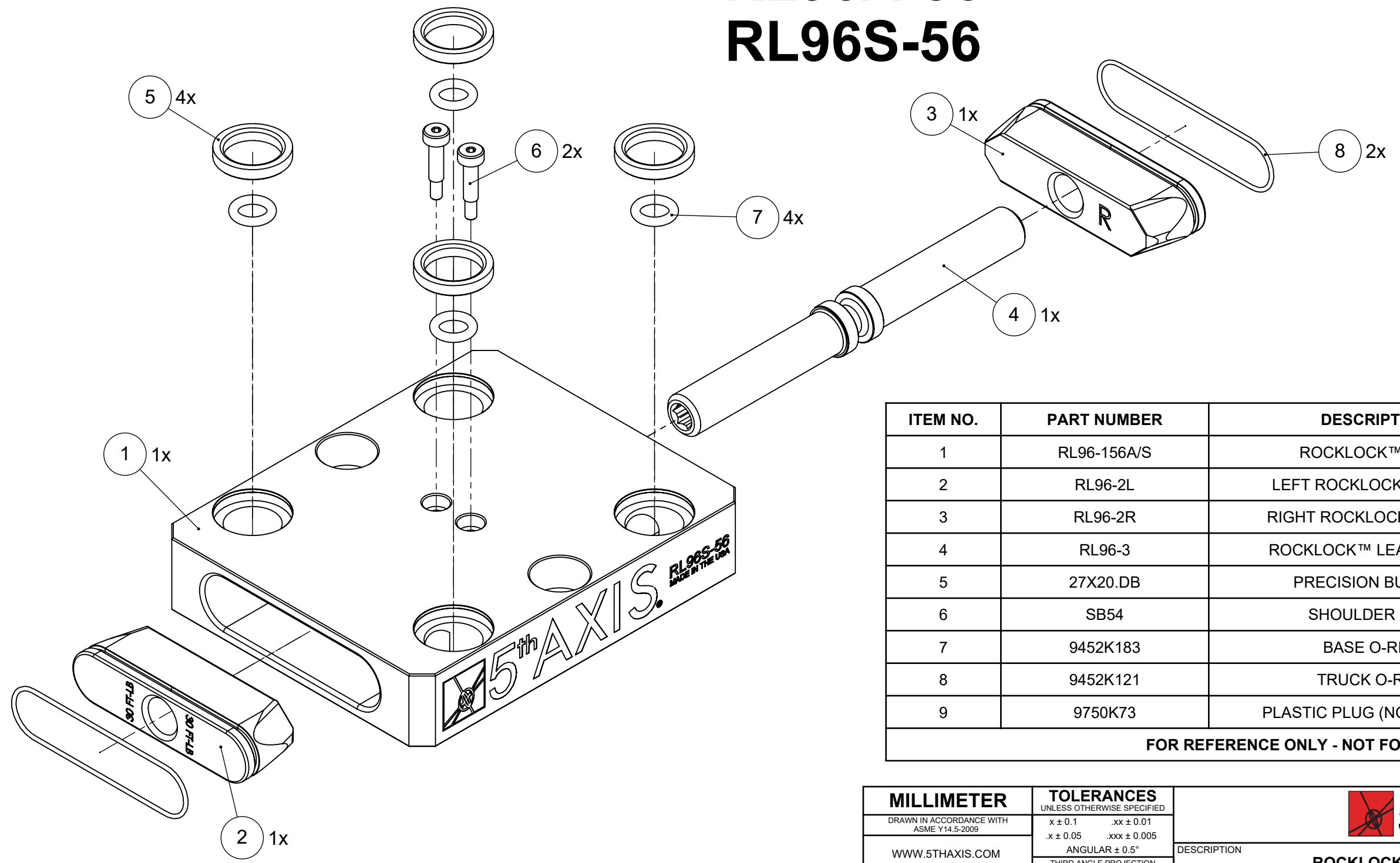
1. ENLARGED COUNTERBORE



<b>MILLIMETER</b> <small>DRAWN IN ACCORDANCE WITH ASME Y14.5-2009</small>  WWW.5THAXIS.COM  7140 ENGINEER ROAD SAN DIEGO, CA 92111  P (858) 505-0432 F (858) 505-9344	<b>TOLERANCES</b> <small>UNLESS OTHERWISE SPECIFIED</small> x ± 0.1    .xx ± 0.01 .x ± 0.05    .xxx ± 0.005 ANGULAR ± 0.5° THIRD ANGLE PROJECTION			
	DESCRIPTION <b>ROCKLOCK™ 96MM LOW-PROFILE BASE</b>	SIZE <b>B</b>	PART NO. <b>RL96A-56 / RL96S-56</b>	REV <b>A</b>
DO NOT SCALE DRAWING		SCALE 1:2	WEIGHT:	SHEET 1 OF 2

**MATERIAL:**  
**RL96A-56: 6061 ALUMINUM BODY**  
**RL96S-56: 1018 STEEL BODY**

# RL96A-56 RL96S-56



ITEM NO.	PART NUMBER	DESCRIPTION	QTY.
1	RL96-156A/S	ROCKLOCK™ BASE	1
2	RL96-2L	LEFT ROCKLOCK™ TRUCK	1
3	RL96-2R	RIGHT ROCKLOCK™ TRUCK	1
4	RL96-3	ROCKLOCK™ LEAD SCREW	1
5	27X20.DB	PRECISION BUSHING	4
6	SB54	SHOULDER BOLT	2
7	9452K183	BASE O-RING	4
8	9452K121	TRUCK O-RING	2
9	9750K73	PLASTIC PLUG (NOT SHOWN)	4

FOR REFERENCE ONLY - NOT FOR RESALE

<b>MILLIMETER</b> <small>DRAWN IN ACCORDANCE WITH ASME Y14.5-2009</small>  <small>WWW.5THAXIS.COM</small>  <small>7140 ENGINEER ROAD SAN DIEGO, CA 92111</small>  <small>P (858) 505-0432 F (858) 505-9344</small>	<b>TOLERANCES</b> <small>UNLESS OTHERWISE SPECIFIED</small> x ± 0.1    .xx ± 0.01 .x ± 0.05    .xxx ± 0.005 ANGULAR ± 0.5° <small>THIRD ANGLE PROJECTION</small>			
		<b>DESCRIPTION</b> <b>ROCKLOCK™ 96MM LOW-PROFILE BASE</b>		
		<b>SIZE</b> <b>B</b>	<b>PART NO.</b> <b>RL96A-56 / RL96S-56</b>	<b>REV</b> <b>A</b>
		DO NOT SCALE DRAWING	SCALE 2:3	WEIGHT:
				SHEET 2 OF 2