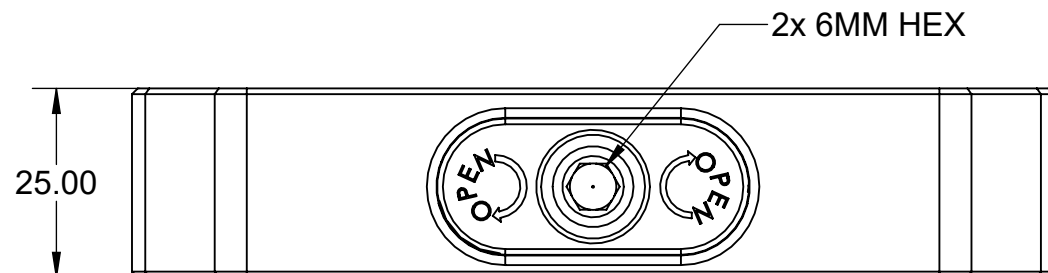
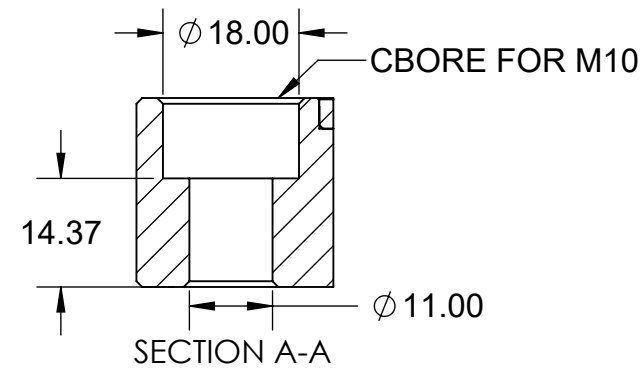
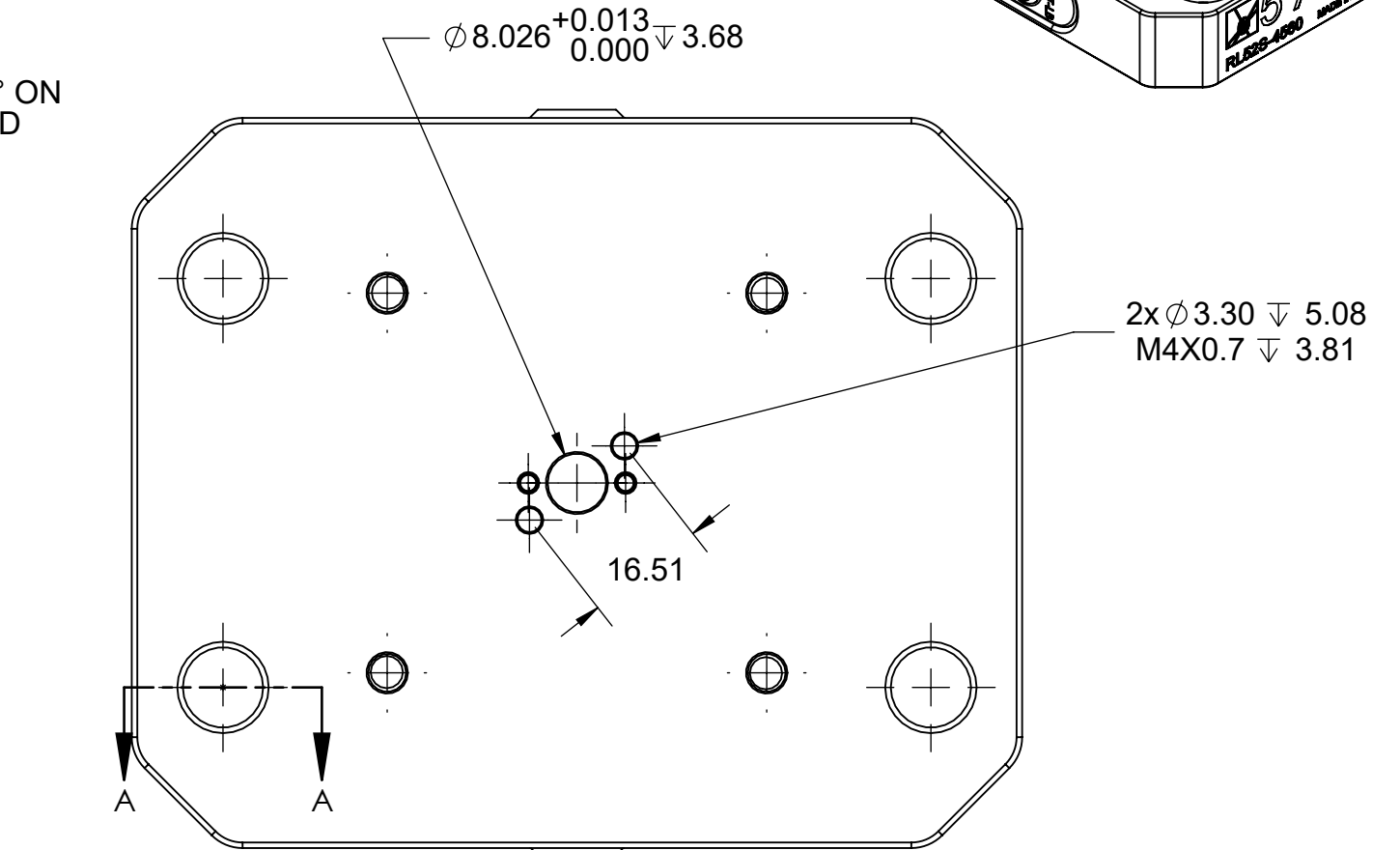
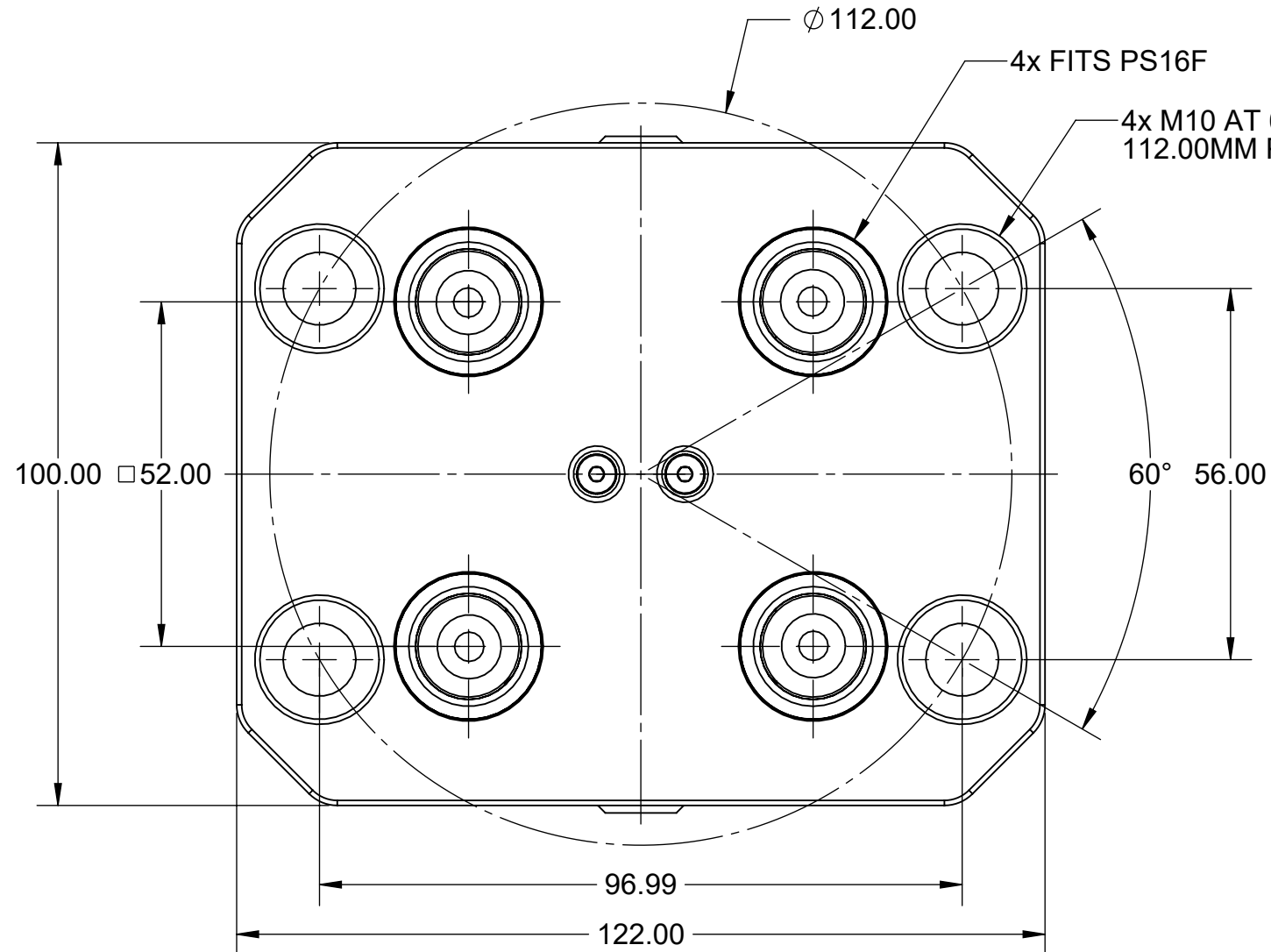
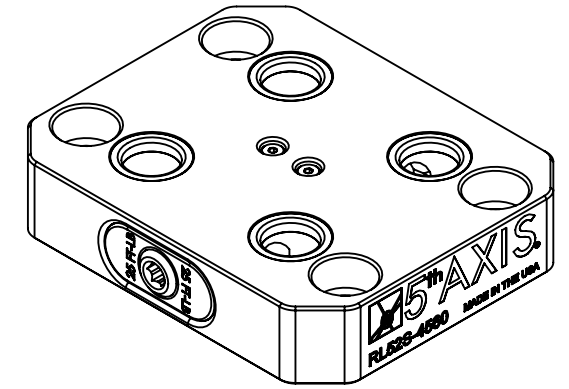


MATERIAL:
RL52A-4560: 6061 ALUMINUM BODY
RL52S-4560: 1018 STEEL BODY

RL52A-4560

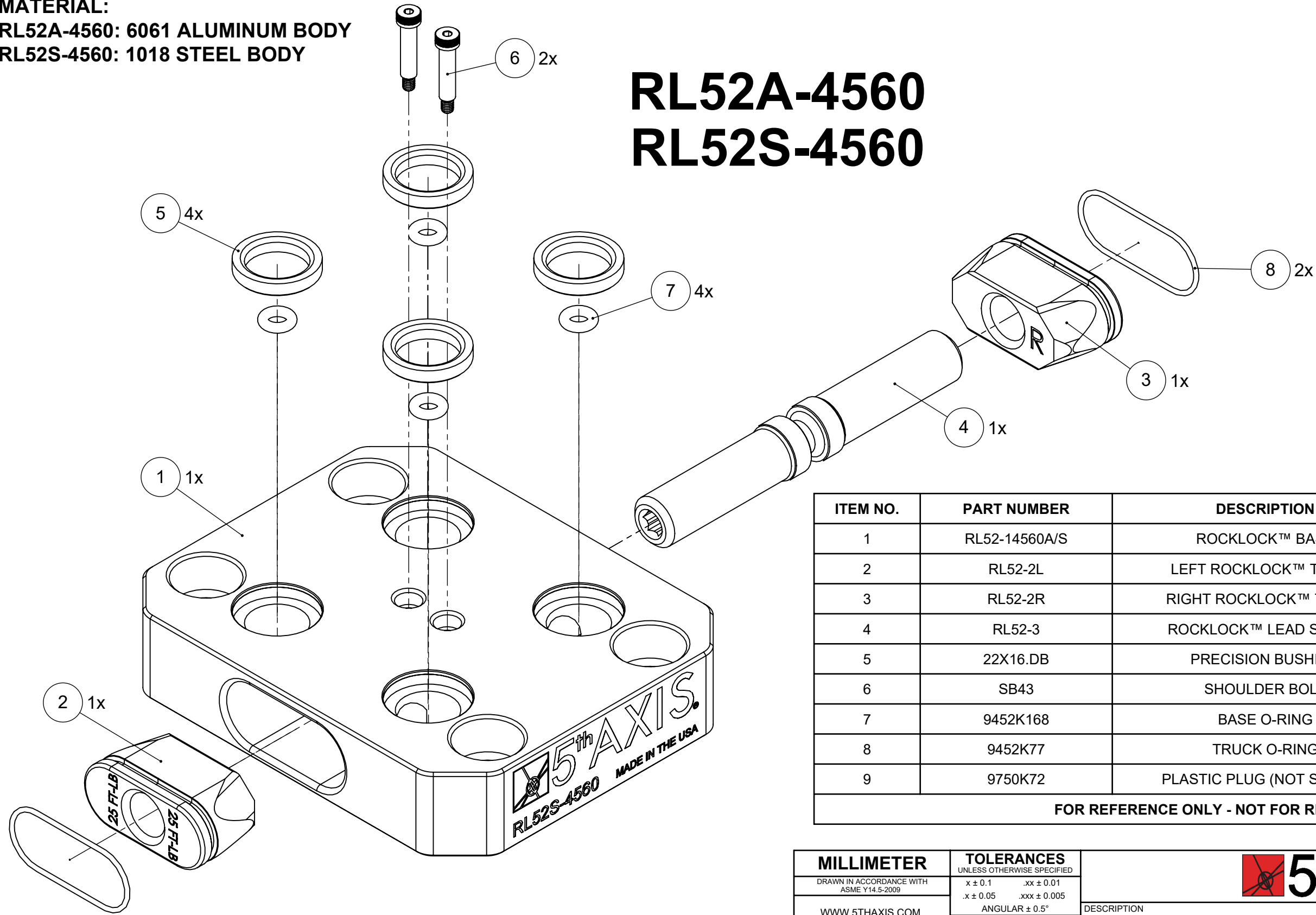
RL52S-4560



MILLIMETER <small>DRAWN IN ACCORDANCE WITH ASME Y14.5-2009</small> <small>WWW.5THAXIS.COM</small> <small>7140 ENGINEER ROAD SAN DIEGO, CA 92111</small> <small>P (858) 505-0432 F (858) 505-9344</small>	TOLERANCES <small>UNLESS OTHERWISE SPECIFIED</small> x ± 0.1 .xx ± 0.01 .x ± 0.05 .xxx ± 0.005 ANGULAR ± 0.5° THIRD ANGLE PROJECTION			
	DESCRIPTION ROCKLOCK™ 52MM LOW-PROFILE BASE	SIZE B	PART NO. RL52A-4560 / RL52S-4560	REV A
DO NOT SCALE DRAWING		SCALE 1:1	WEIGHT: .9 KG / 1.7 KG	SHEET 1 OF 2

MATERIAL:
 RL52A-4560: 6061 ALUMINUM BODY
 RL52S-4560: 1018 STEEL BODY

RL52A-4560 RL52S-4560



ITEM NO.	PART NUMBER	DESCRIPTION	QTY.
1	RL52-14560A/S	ROCKLOCK™ BASE	1
2	RL52-2L	LEFT ROCKLOCK™ TRUCK	1
3	RL52-2R	RIGHT ROCKLOCK™ TRUCK	1
4	RL52-3	ROCKLOCK™ LEAD SCREW	1
5	22X16.DB	PRECISION BUSHING	4
6	SB43	SHOULDER BOLT	2
7	9452K168	BASE O-RING	4
8	9452K77	TRUCK O-RING	2
9	9750K72	PLASTIC PLUG (NOT SHOWN)	4

FOR REFERENCE ONLY - NOT FOR RESALE

MILLIMETER <small>DRAWN IN ACCORDANCE WITH ASME Y14.5-2009</small> <small>WWW.5THAXIS.COM</small> <small>7140 ENGINEER ROAD SAN DIEGO, CA 92111</small> <small>P (858) 505-0432 F (858) 505-9344</small>	TOLERANCES <small>UNLESS OTHERWISE SPECIFIED</small> x ± 0.1 .xx ± 0.01 .x ± 0.05 .xxx ± 0.005 ANGULAR ± 0.5° THIRD ANGLE PROJECTION			
		DESCRIPTION ROCKLOCK™ 52MM LOW-PROFILE BASE		
		SIZE B	PART NO. RL52A-4560 / RL52S-4560	REV A
<small>DO NOT SCALE DRAWING</small>		<small>SCALE 1:1</small>	<small>WEIGHT: .9 KG / 1.7 KG</small>	<small>SHEET 2 OF 2</small>