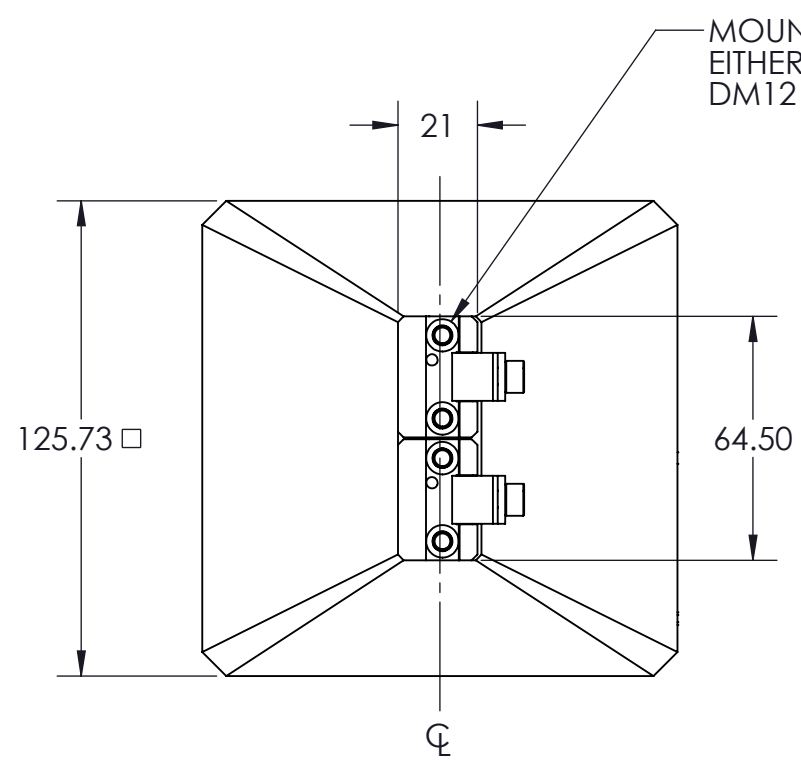
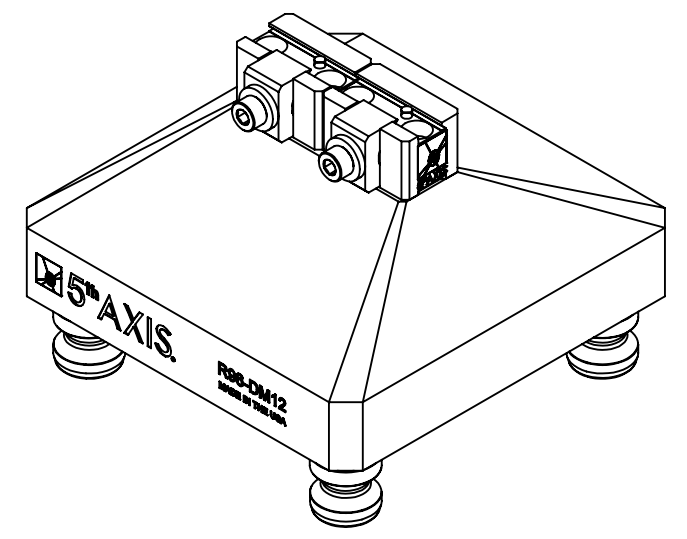
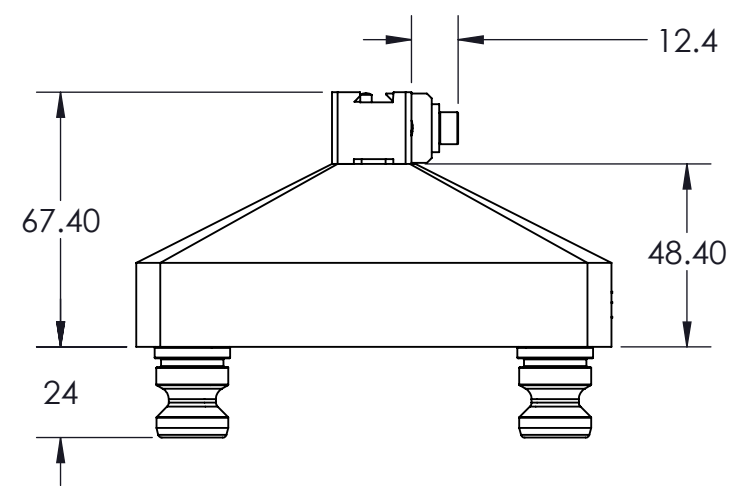
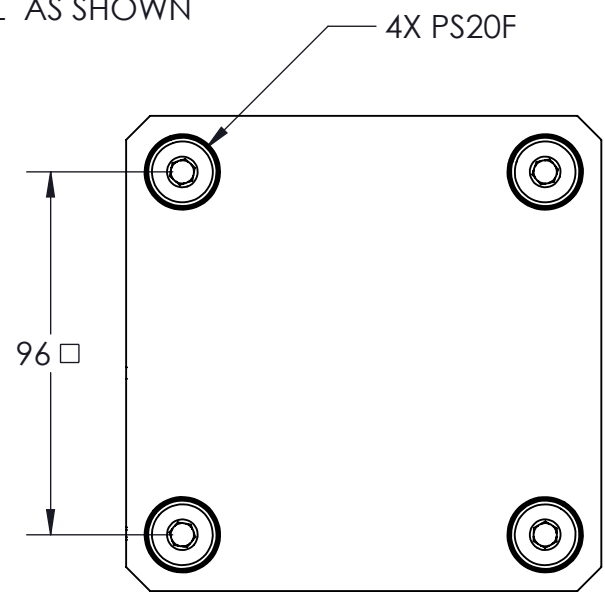


8 7 6 5 4 3 2 1

R96-DM12X2



MOUNTING HOLES CAN ACCOMMODATE EITHER ONE DM12 CENTERED OR TWO DM12 FIXTURES MOUNTED IN PARALLEL AS SHOWN



MILLIMETER <small>DRAWN IN ACCORDANCE WITH ASME Y14.5-2009</small> PROPRIETARY AND CONFIDENTIAL <small>THE INFORMATION CONTAINED IN THIS DRAWING IS THE SOLE PROPERTY OF FIFTH AXIS, INC. ANY REPRODUCTION IN PART OR AS A WHOLE WITHOUT THE WRITTEN PERMISSION OF FIFTH AXIS, INC. IS PROHIBITED.</small>	TOLERANCES <small>UNLESS OTHERWISE SPECIFIED</small> X ± 1.0 .X ± 0.3 ANGLULAR ± 0.5° .XX ± 0.13		WWW.FIFTHAXIS.COM 7140 ENGINEER ROAD SAN DIEGO, CA 92111 P (858) 505-0432 F (858) 505-9344
	<small>THIRD ANGLE PROJECTION</small> 		
SIZE B	PART NO. R96-DM12	REV A	<small>DO NOT SCALE DRAWING</small>

8 7 6 5 4 3 2 1