

8

7

6

5

4

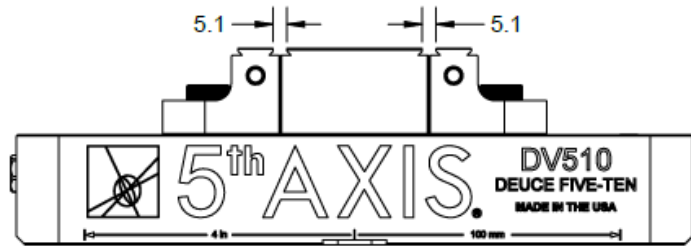
3

2

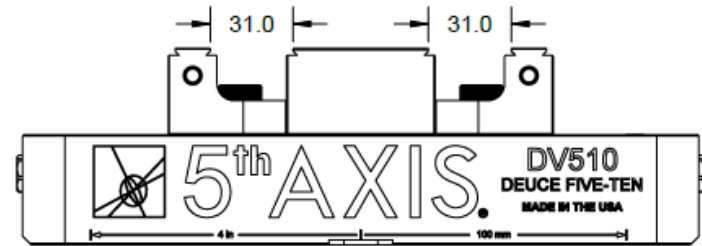
1

NOTE: USING DOVETAIL ALLOWS VISE TO CLAMP LARGER PART.
BELOW CLAMPING RANGE ONLY SHOWS THE CAPABILITY OF THE GRIPPER TEETH.

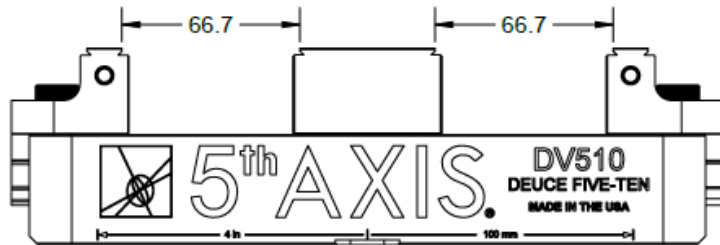
DV510-J1



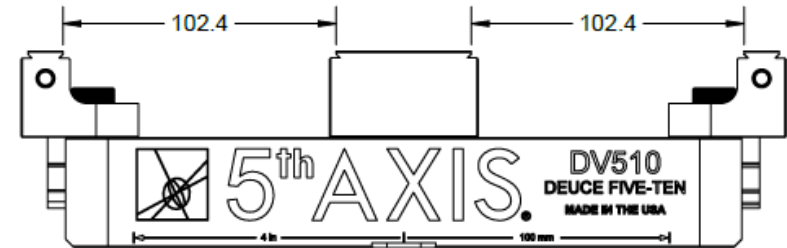
FORWARD JAWS (MINIMUM CLAMPING RANGE)



REVERSE JAWS (MINIMUM CLAMPING RANGE)



FORWARD JAWS (MAXIMUM CLAMPING RANGE)



REVERSE JAWS (MAXIMUM CLAMPING RANGE)

NOTE: USING DOVETAIL ALLOWS VISE TO CLAMP LARGER PART.
BELOW CLAMPING RANGE ONLY SHOWS THE CAPABILITY OF THE GRIPPER TEETH.

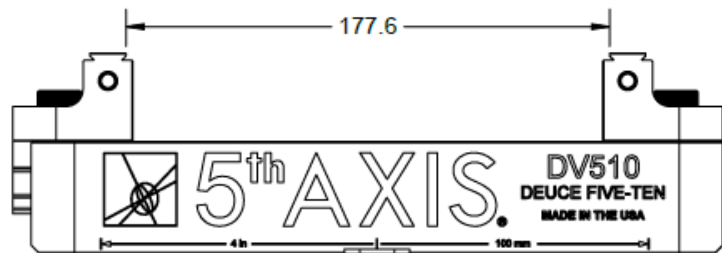
DV510-J1



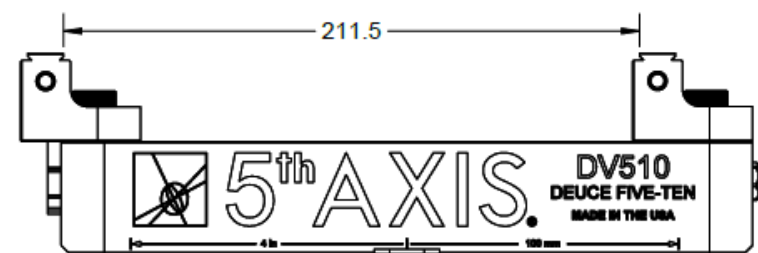
FORWARD JAWS (MINIMUM CLAMPING RANGE)
FIXED JAW CONFIGURATION



REVERSE JAWS (MINIMUM CLAMPING RANGE)
FIXED JAW CONFIGURATION



FORWARD JAWS (MAXIMUM CLAMPING RANGE)
FIXED JAW CONFIGURATION



REVERSE JAWS (MAXIMUM CLAMPING RANGE)
FIXED JAW CONFIGURATION