




# TAV13.P

caratteristiche/features



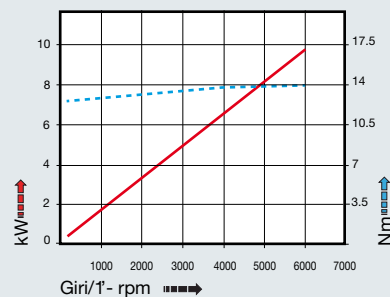
peso/weight



rotazione/rotation

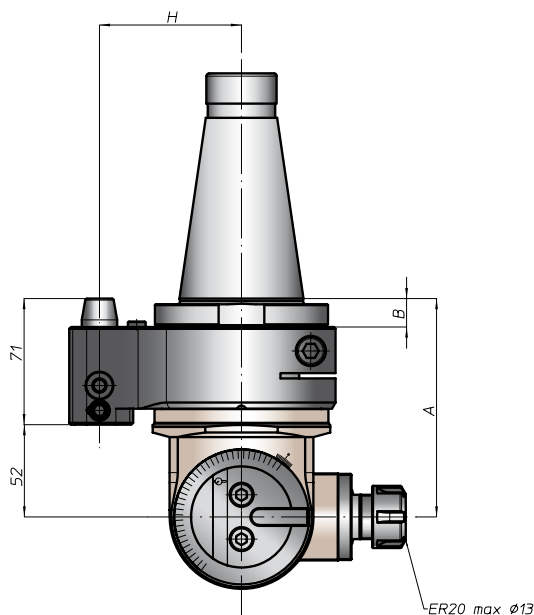
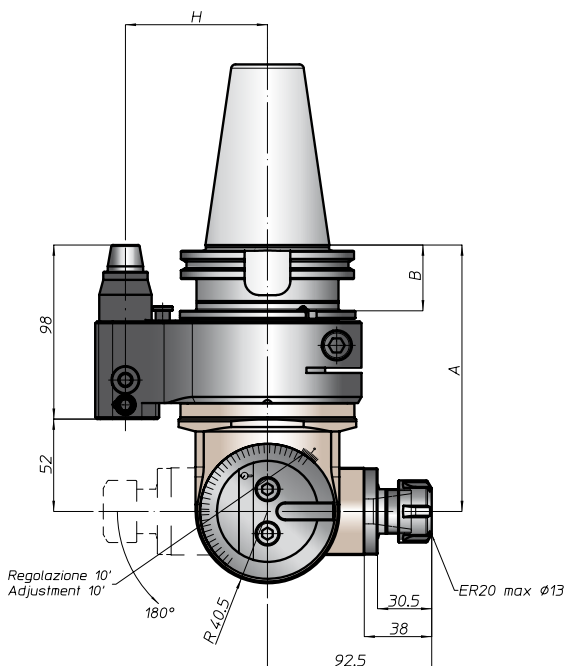
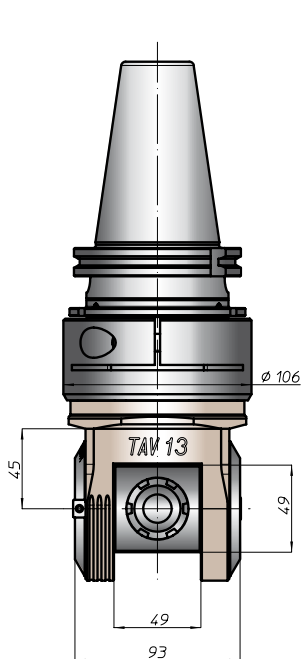


prestazioni/performance



tipi mandrino disponibili / available spindle types

- 1** DIN6388-ER ER25
- 3** Weldon Whistle-Notch Ø16



CONO SHANK	size	H			
		A	B	standard	optional
* DIN69871	-			65	-
	40	150	35	80	110
	45				
50					
* ANSIB5.50	40			65	-
	50			80	110
* BT	40			65	
	50	158	45	80	110
HSK	63		42	65	
	80	159		80	110
	100		46	80	110
CAPTO	C5			65	
	C6	154	39		
	C8			80	110
KM	63			65	
	80	150			
	100			80	110
DIN2080	-	120	13	65	-
	40				
	-	123	16	80	110
ANSIB5.18	40	120	13	65	-
	50	123	16	80	110

\* Option: Dual Contact

