

Your sales contact:



www.ymttooling.co.uk
01935 428375 opt 3
tooling@ymt ltd.co.uk



YMT Technologies Ltd
Tuscan House, George Smith Way
Lufton Trading Estate, Yeovil, Somerset BA22 8QR



precise. pioneering. worldwide.



3D Testers



precise. pioneering. worldwide.



Quality
with certificate

Advantages of all models of our 3D Testers:

- great overview
- robust construction
- all in one
- IP67 waterproof
- probe tip with carbide ball
- antimagnetic probe tip
- parallel running possible
- fast and simple service



**SLIMplus
WHITE**

The **Bestseller**
This is the 3D Tester model we sell most



**SLIMplus
BLACK**

The **Black version**
Easier to read thanks to the black dial face



VIplus

The **Visual Plus**
Easier to read, also on big machines but nevertheless slim

**SLIMplus
WHITE &
BLACK**



VIplus



Delivery contains:

3D Tester with probe tip standard, adjusting key, factory certificate

Article-No.	Description	Shank	Length	Ball
001V2D012*	3D Tester SLIMplus V2 WHITE	Ø12	approx. 132,5 mm	Ø3
001V2DB12*	3D Tester SLIMplus V2 BLACK	Ø12	approx. 132,5 mm	Ø3
001V2V012*	3D Tester VIplus V2	Ø12	approx. 150,0 mm	Ø3

*also available with shank Ø8 and Ø10 on request

Video



Spare parts

Article-No.	Description	Length	Ball
00163D003	Probe tip standard	approx. 27 mm	Ø3
00163D006	Probe tip long	approx. 62 mm	Ø6
00163D099	Seal for 3D Tester	-	-



3D Tester DREHplus

the Plus for your lathe


Tool measurement in all axes also in the rotating center (Y)

Innovative probing technology


The conical probing corpus allows you to measure any possible cutting insert with various radii and / or angles at any point of the probing corpus. You probe until both indicators show „0“. In this position, the outline of the conical probing corpus is exactly on the symmetry axis.

No other measuring equipment gives you the possibility to measure the rotating centre so simply, precisely and directly in your lathe.

Y=0 corresponds to the rotating centre. As a result, you ensure the best possible processing, achieve long lifetime and preserve best surfaces.




Y axis
Here you see Y=0



X axis
Here you see Y=0


Without any further calculation, you measure your tools to the centre of the spindle, respectively X=0.



Z axis

Also in Z, you can measure all tools, taking into account the length offset in your machine.

Measure your tools in all axes - especially in Y



No other measuring equipment gives you the possibility to measure your tool to the rotating centre simply, precisely and directly in your lathe. This is made possible by our unique probing technology which we have developed specifically for the use in your lathe.

On a ball, it is impossible to precisely measure sharp turning tools. This is why the 3D Tester DREHplus has a patented conical probing corpus. With this, you directly probe the centre of the spindle, both in X axis and in Y axis.

No need for further calculations, since $X = 0$ and $Y = 0$.

Delivery contains:

3D Tester with probe tip DREHplus, adjusting key, factory certificate

Article-No.	Description	Shank	Length	Tester
001V2T020	3D Tester DREHplus V2	Ø20	approx. 138 mm	Ø3,6/Ø3,2
00163T036	Probe tip DREHplus	-	approx. 34 mm	Ø3,6/Ø3,2

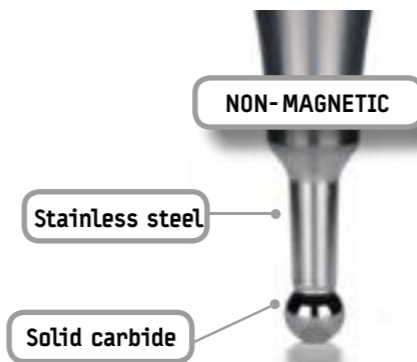


3D Tester SAVEplus

slim and cost-efficient



Adjustable scale



Delivery contains:

3D Tester with probe tip standard, adjusting key, factory certificate

Article-No.	Description	Shank	Length	Tester
00163B012	3D Tester SAVEplus	Ø12	approx. 134 mm	Ø3



Spare parts

Article-No.	Description	Length	Tester
00163D003	Probe tip standard	approx. 27 mm	Ø3
00163D006	Probe tip long	approx. 62 mm	Ø6
00163D099	Seal for 3D Tester	-	-



NEW!



Advantages:

- probing extremely depth
- also parallel running

The special probe tip Ø56 - depth extreme:

Because its diameter is bigger than the body of the 3D Tester this probe tip allows probing in almost endless depth and opens up new possibilities. When using slim tool holders to clamp the 3D Tester (diameter smaller than 50 mm), you can extend the depth of probing as deep as you want. Find your workpiece position and check parallelism in almost endless depth.



Item-no.	Description	Length	Probe
00163D056	Probe tip Ø56	62	Ø56

