

testa ad angolo - angle head

# TAR10.P



caratteristiche/features



  
 ø 10    M8    430 N  

  
 1-1    6000

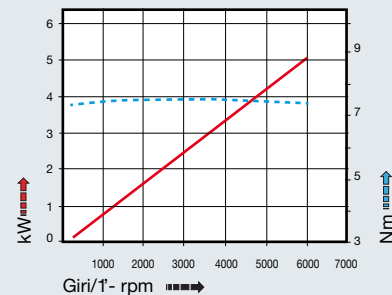
peso/weight


  
 7 kg    9 kg

rotazione/rotation

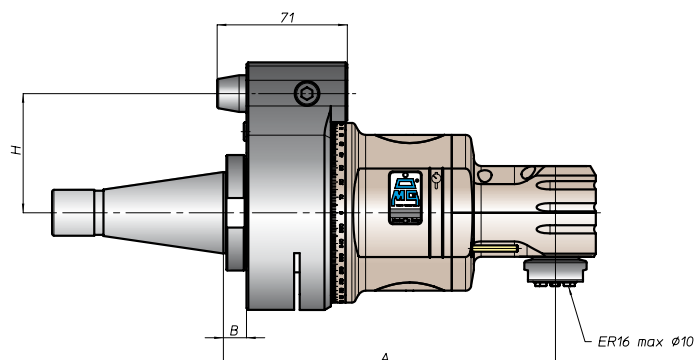
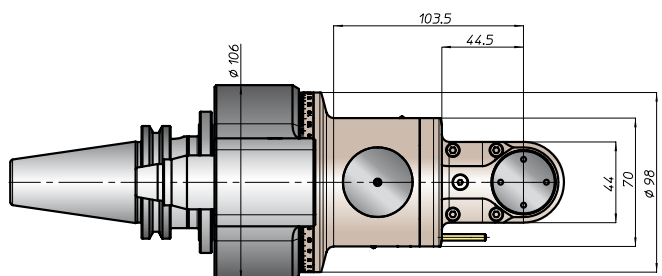
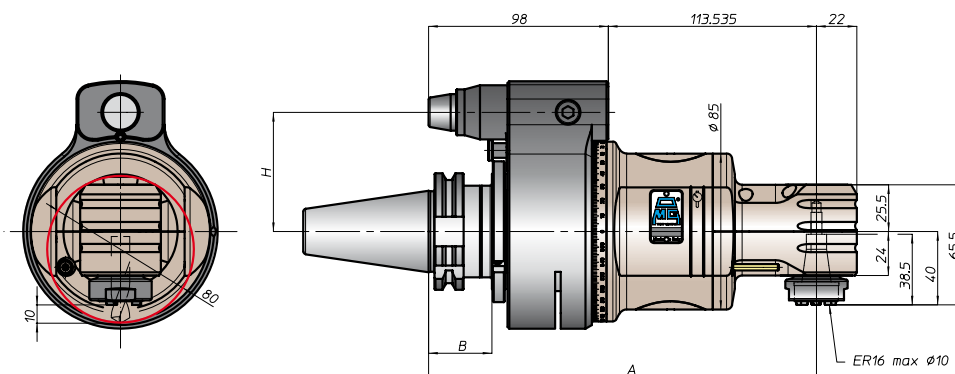

  
 input    output

prestazioni/performance



tipi mandrino disponibili / available spindle types

3 Weldon Whistle-Notch  
Ø12



CONO SHANK	size	H			
		A	B	standard	optional
DIN9871 *	-			65	-
	40			65	-
	45			80	110
ANSIB5.50 *	40	211,5	35	80	110
	50			80	110
	50			80	110
BT *	40			65	
	50	219,5	45	80	110
HSK	63		44	65	
	80	220,5		80	110
	100		46	80	110
CAPTO	C5			65	
	C6	215,5	39		
	C8			80	110
KM	63			65	
	80	211,5		80	110
	100			80	110
DIN2080	-	181,5	13	65	-
	40			65	-
ANSIB5.18	-	184,5	16	80	110
	50			80	110
NMTB	40	181,5	13	65	-
	50	184,5	16	80	110

\* Option: Dual Contact

