

testa ad angolo - angle head

# TA13.2P



caratteristiche/features

$\phi$  13    M10    810 N

1-1    8000

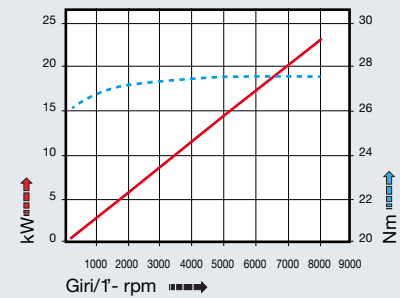
peso/weight

6,5 kg    9 kg

rotazione/rotation

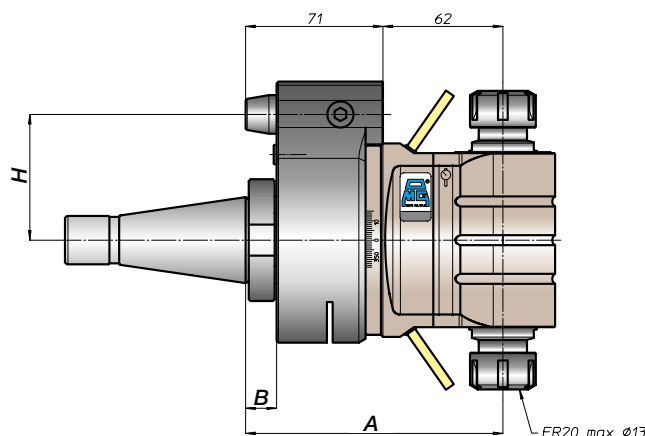
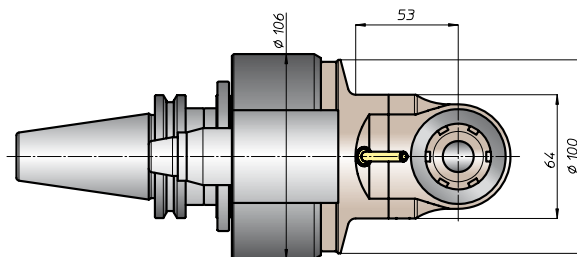
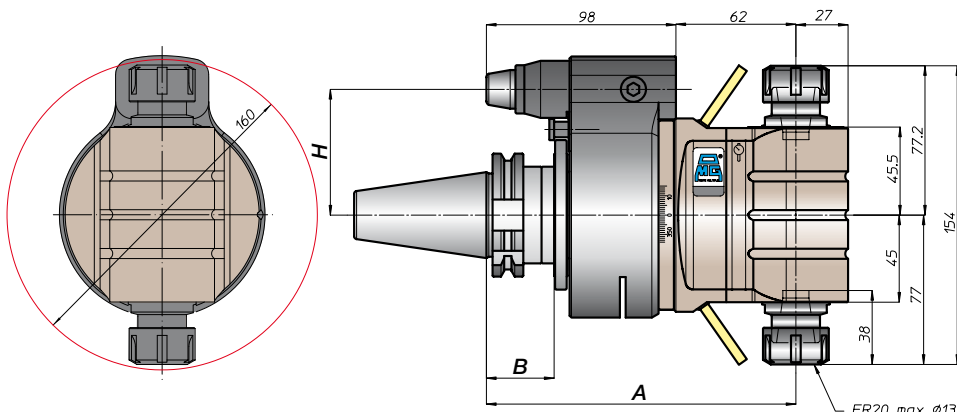
input    output

prestazioni/performance



tipi mandrino disponibili / available spindle types

**1** DIN6388-ER  
ER25



CONO SHANK	size	H			
		A	B	standard	optional
DIN69871 *	-			65	-
	40	160	35	80	110
	45			80	110
50	80			110	
ANSI B5.50 *	CAT			65	-
	50			80	110
* BT	40			65	
	50	168	45	80	110
DIN69893	HSK		44	65	
	80	169		80	110
	100		46	80	110
ISO 28623	CAPTO			65	
	C5	164	39		
	C6			80	110
C8	80			110	
KM	63			65	
	80	160		80	110
	100			80	110
DIN2080	-	130	13	65	-
	40	133	16	80	110
	-			80	110
50	80			110	
ANSI B5.18	NMTB			65	-
	40	130	13	65	-
	50	133	16	80	110

\* Option: Dual Contact

