

TA20.PL



caratteristiche/features



peso/weight

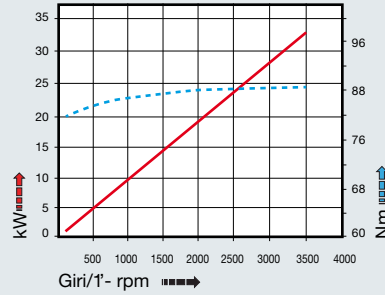


19 kg

rotazione/rotation



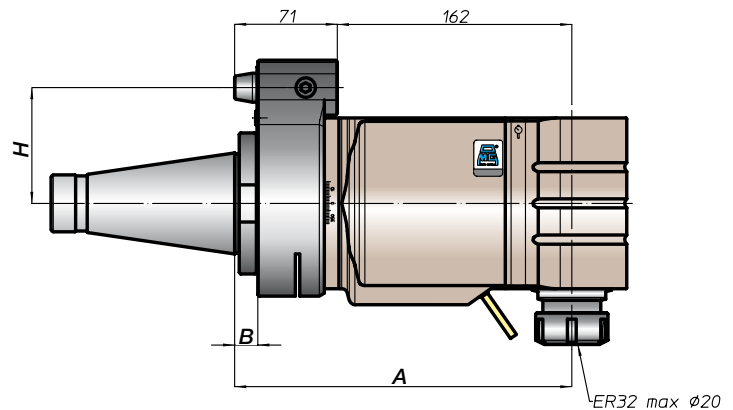
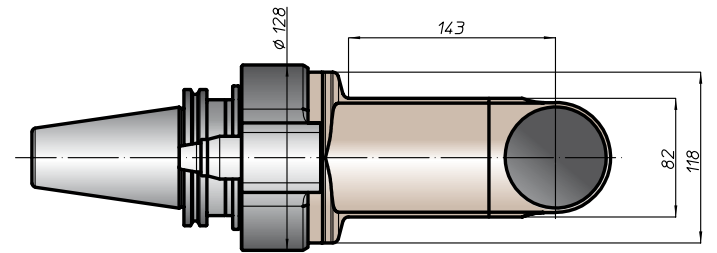
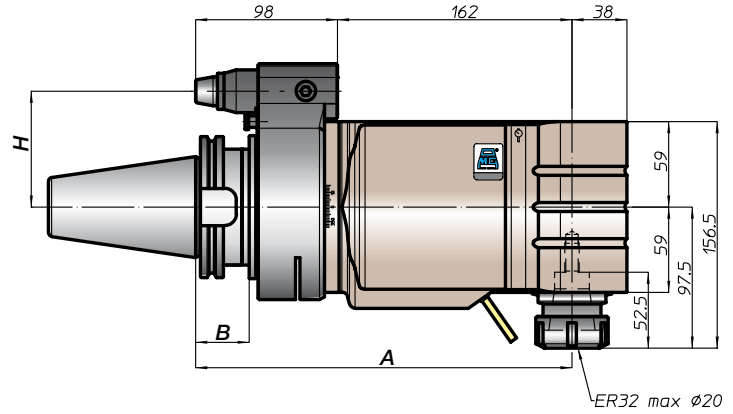
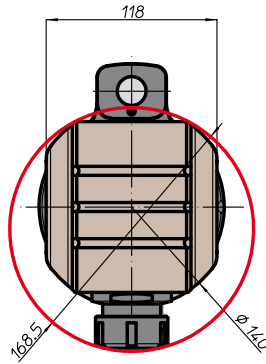
prestazioni/performance



CONO SHANK	size	A	B	H	
				standard	optional
DIN69871 *	-	260	35	-	-
	45			80	110
ANSIB5.50 *	-	264	46	-	-
	50			80	110
BT *	-	268	45	-	-
	50			80	110
HSK	-	269	46	-	-
	80			80	110
ISO26623	-	264	46	-	-
	100			80	110
CAPTO	-	264	46	-	-
	C8			80	110
KM	-	260	46	-	-
	80			80	110
DIN2080	-	233	16	-	-
	50			80	110
NMTB	-	233	16	-	-
	50			80	110

tipi mandrino disponibili / available spindle types

- 1 DIN6388-ER
ER40
- 2 Albero portafresa
Milling shaft
Ø22-Ø27-Ø32
- 3 Weldon
Whistle-Notch
Ø20-Ø25-Ø32
- 4 DIN69893-HSK
HSK40
- 5 COROMANT
CAPTO®
C4
- 6 ABS
Licenza KOMET®
ABS40



* Option: Dual Contact



FH
BAH
TA.CP
TA
MO
HT
VH
TSI/TSX
T
MT-TC-TC3
Accessori
Accessories
Appendice tecnica
Technical supplement