

# TA20.P



caratteristiche/features

$\phi$  20    M14    1460 N  
 1-1    3500

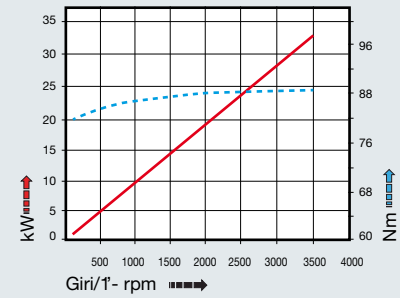
peso/weight

14,5 kg

rotazione/rotation

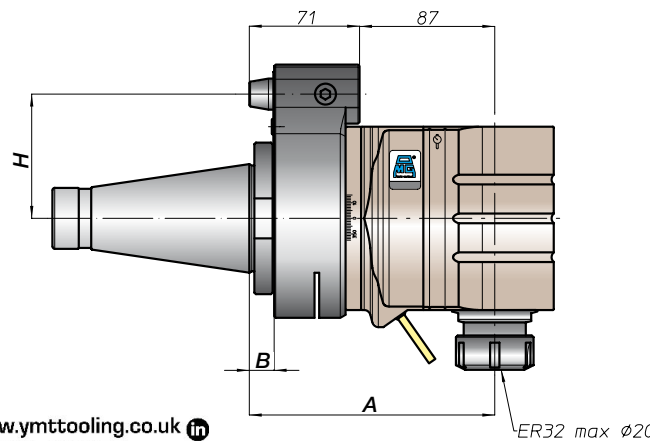
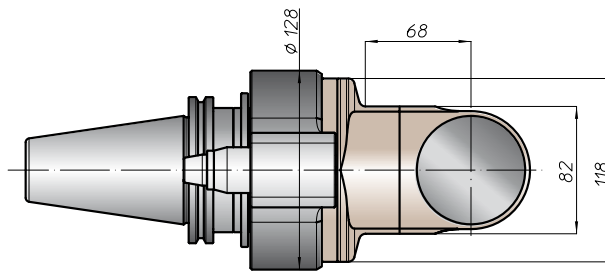
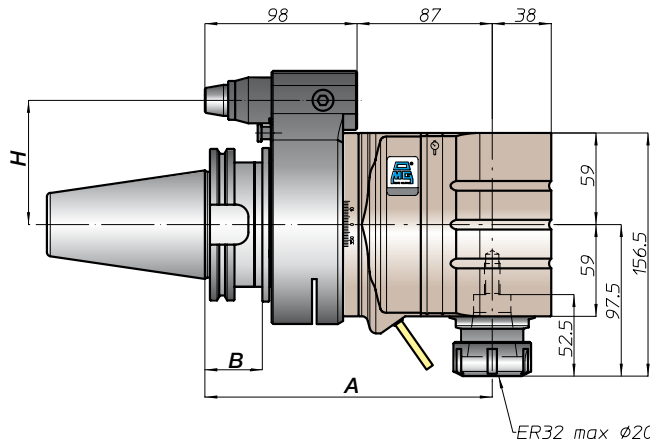
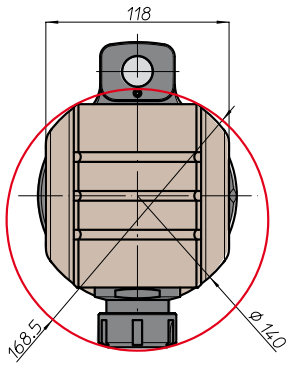
input    output

prestazioni/performance



tipi mandrino disponibili / available spindle types

- 1** DIN6388-ER  
**ER40**
- 2** Albero portafresa  
 Milling shaft  
**Ø22-Ø27-Ø32**
- 3** Weldon  
 Whistle-Notch  
**Ø20-Ø25-Ø32**
- 4** DIN69893-HSK  
**HSK40**
- 5** COROMANT  
 CAPTO®  
**C4**
- 6** ABS  
 Licenza KOMET®  
**ABS40**



CONO SHANK	size	H			
		A	B	standard	optional
DIN69871 *	-	-	-	-	-
DIN69871 *	45	-	-	80	110
DIN69871 *	50	185	35	80	110
ANSIB5.50 *	-	-	-	-	-
ANSIB5.50 *	50	-	-	80	110
BT *	-	-	-	-	-
BT *	50	193	45	80	110
HSK	-	-	-	-	-
DIN69893	80	194	-	80	110
DIN69893	100	-	46	80	110
CAPTO	-	-	-	-	-
ISO28623	-	189	-	80	110
ISO28623	C8	-	-	80	110
KM	-	-	-	-	-
KM	80	185	-	80	110
KM	100	-	-	80	110
DIN2080	-	-	-	-	-
DIN2080	-	-	-	-	-
DIN2080	50	158	16	80	110
NMTB	-	-	-	-	-
ANSIB5.18	50	158	16	80	110

\* Option: Dual Contact

