

TA20.30



caratteristiche/features



peso/weight

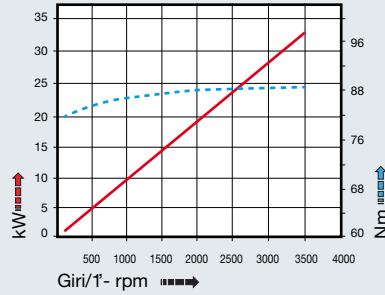


14,7 kg

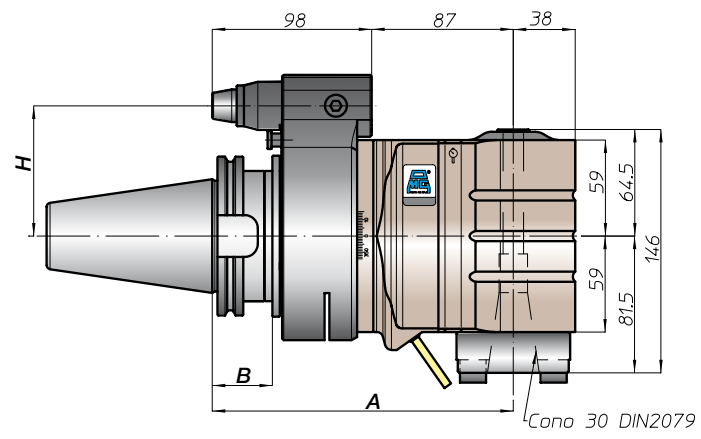
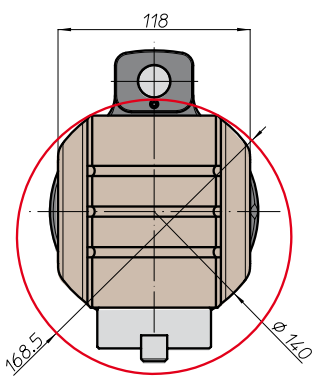
rotazione/rotation



prestazioni/performance



CONO SHANK	size	A	B	H	
				standard	optional
DING9871 *	-	185	35	-	-
	45			80	110
	50			80	110
ANSIB5.50 *	CAT	-	-	65	-
	50	-	-	80	110
* BT	-	193	45	-	-
	50			80	110
HSK	-	194	46	-	-
	80			80	110
	100			80	110
CAPTO	-	189	-	-	-
	C8			80	110
KM	-	185	-	-	-
	80			80	110
	100			80	110
DIN2080	-	158	16	-	-
	-			80	110
	50			80	110
NMTB	-	158	16	-	-
	50			80	110

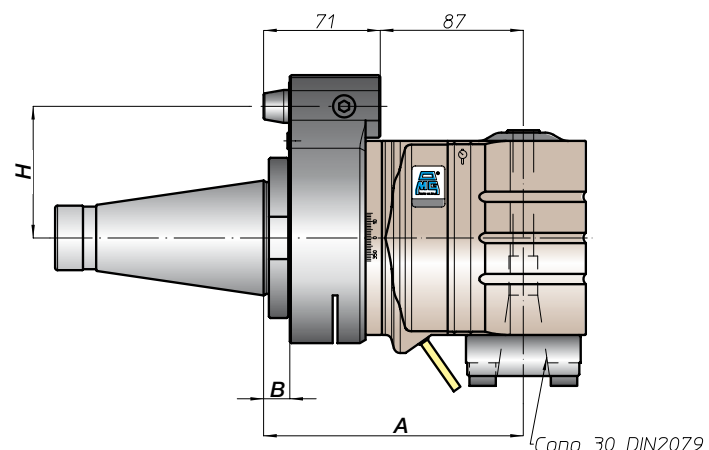
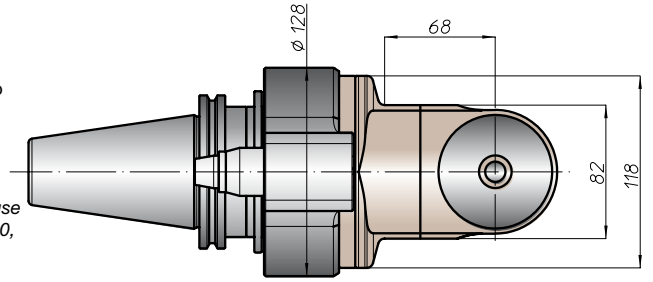


Nota:

- nel mandrino DIN2079 si possono utilizzare coni DIN2080-30, DIN69871-A30, MAS403-BT30

Note:

- on the spindle DIN2079 you can use shank DIN2080-30, DIN69871-A30, MAS403-BT30



* Option: Dual Contact



FH
BAH
TA.CP
TA
MO
HT
VH
TSI/TSX
T
MT-TC-TC3
Accessori
Accessories
Appendice tecnica
Technical supplement