


TA13.PL




caratteristiche/features



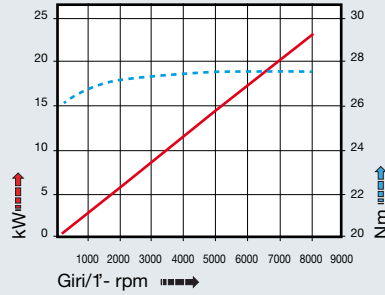
peso/weight



rotazione/rotation



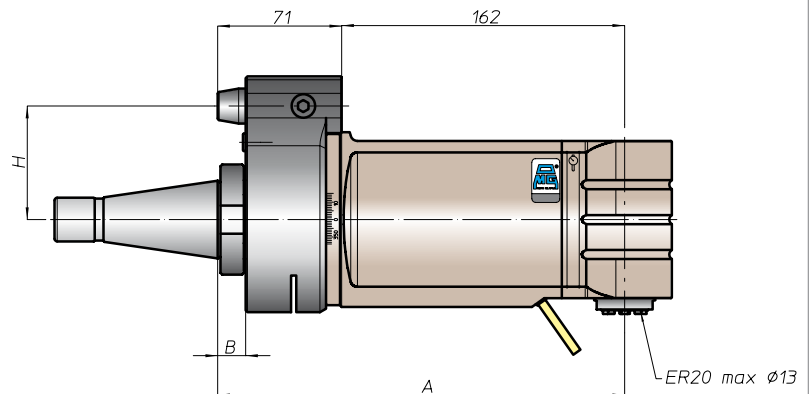
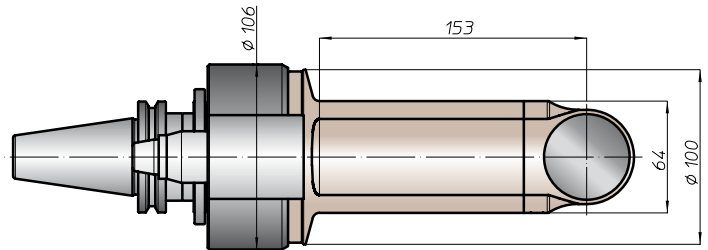
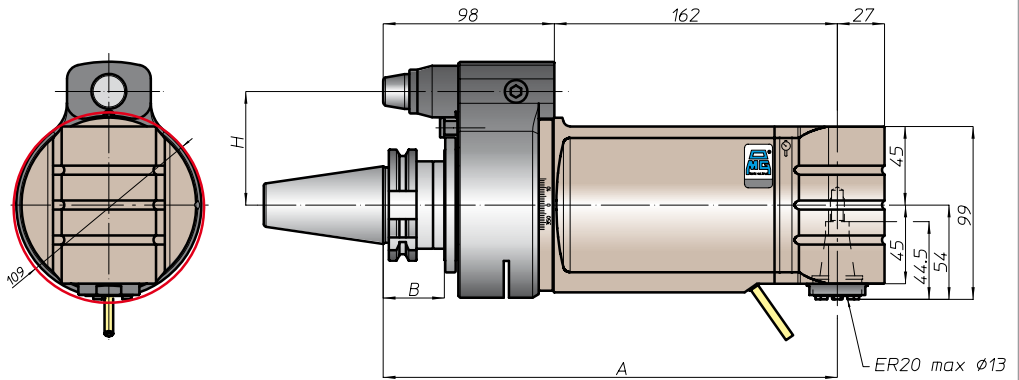
prestazioni/performance



| CONO SHANK | size | A | B | H | |
|-------------|----------|-----|----|----------|----------|
| | | | | standard | optional |
| DIN69871 * | - | 260 | 35 | 65 | - |
| | 40 | | | 80 | 110 |
| | 45 | | | 80 | 110 |
| ANSIB5.50 * | CAT | 268 | 45 | 65 | - |
| | BT | | | 80 | 110 |
| DIN69893 | HSK | 269 | 46 | 65 | - |
| | ISO26623 | | | 80 | 110 |
| | 80 | | | 80 | 110 |
| CAPTO | C5 | 264 | 39 | 65 | - |
| | C6 | | | 80 | 110 |
| | C8 | | | 80 | 110 |
| KM | 63 | 260 | - | 65 | - |
| | 80 | | | 80 | 110 |
| | 100 | | | 80 | 110 |
| DIN2080 | - | 230 | 13 | 65 | - |
| | 40 | | | 80 | 110 |
| | - | | | 233 | 16 |
| ANSIB5.18 | NMTB | 233 | 16 | 65 | - |
| | 40 | | | 80 | 110 |

tipi mandrino disponibili / available spindle types

- 1** DIN6388-ER **ER25**
- 2** Albero portafresa Milling shaft **Ø16-Ø22**
- 3** Weldon Whistle-Notch **Ø16**



* Option: Dual Contact

