

TA13.P



caratteristiche/features

ø 13 M10 810 N

 1-1 8000

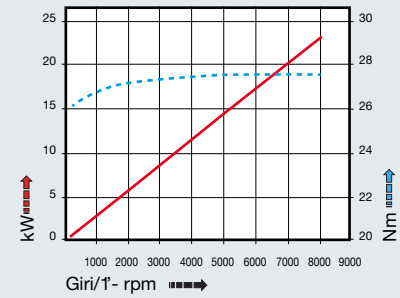
peso/weight

6,5 kg 9 kg

rotazione/rotation

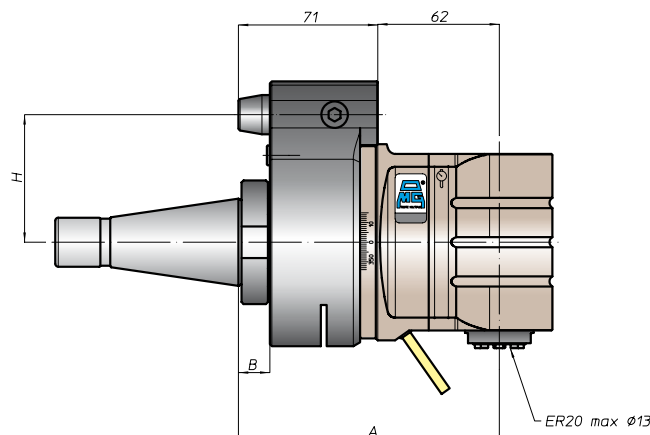
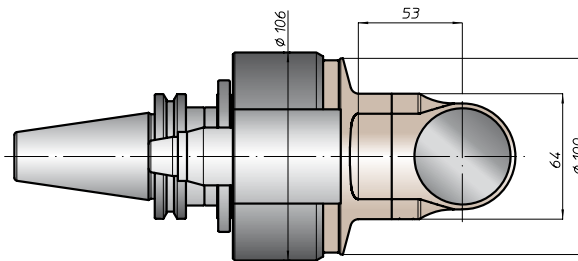
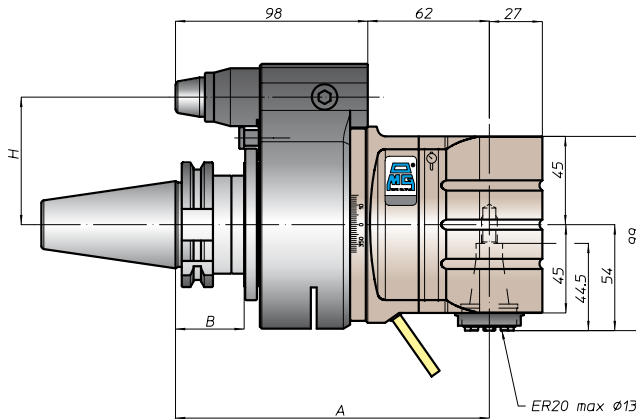
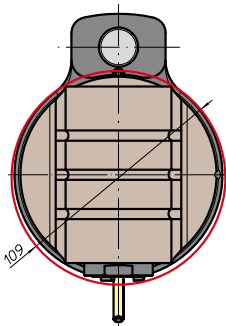
→
 input output

prestazioni/performance



tipi mandrino disponibili / available spindle types

- 1** DIN6388-ER
ER25
- 2** Albero portafrese
Milling shaft
Ø16-Ø22
- 3** Weldon
Whistle-Notch
Ø16



CONO SHANK	size	H			
		A	B	standard	optional
* DIN69871	-			65	-
	40	160	35	80	110
	45			80	110
50	80			110	
* CAT	40			65	-
	50			80	110
* BT	40			65	
	50	168	45	80	110
HSK	63		44	65	
	80	169		80	110
	100		46	80	110
CAPTO	C5			65	
	C6	164	39		
	C8			80	110
KM	63			65	
	80	160		80	110
	100			80	110
DIN2080	-	130	13	65	-
	40				
	-	133	16	80	110
ANSI B5.18 NMTB	40	130	13	65	-
	50	133	16	80	110

* Option: Dual Contact

