

TA10.PL




caratteristiche/features



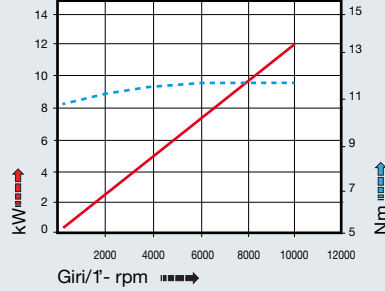
peso/weight



rotazione/rotation



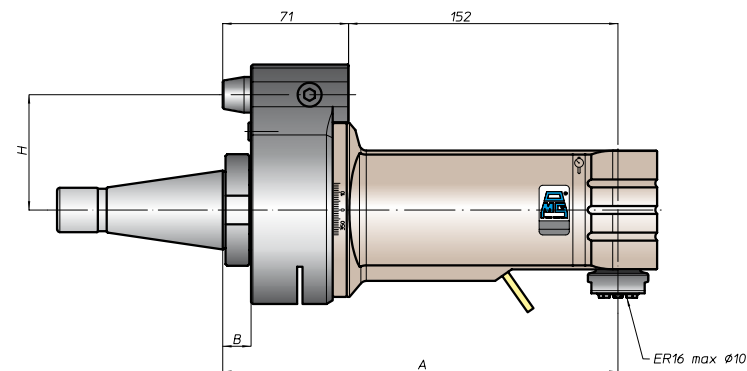
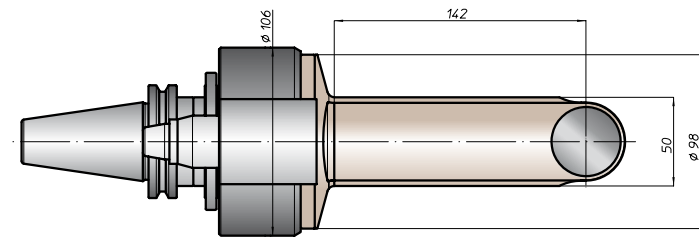
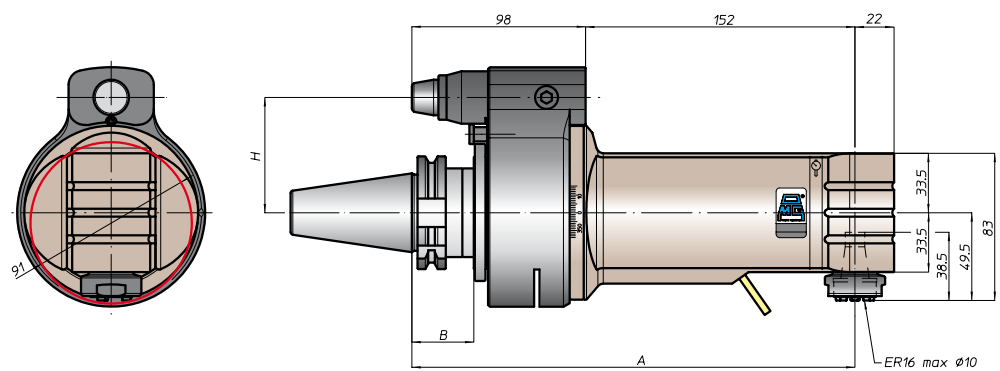
prestazioni/performance



CONO SHANK	size	A	B	H	
				standard	optional
DING9871 *	-	250	35	65	-
	40			80	110
	45			80	110
ANSIB5.50 *	CAT	254	39	65	-
	40			80	110
BT *	40	258	45	65	-
	50			80	110
DING9893	HSK	259	46	65	-
	80			80	110
	100			80	110
ISO26623	CAPTO	254	39	65	-
	C5			80	110
	C6			80	110
KM	63	250	46	65	-
	80			80	110
	100			80	110
DIN2080	-	220	13	65	-
	40			80	110
	-			223	16
ANSIB5.18	NMTB	223	16	65	-
	40			80	110

tipi mandrino disponibili / available spindle types

- 1** DIN6388-ER **ER20**
- 2** Albero portafresa Milling shaft **Ø16**
- 3** Weldon Whistle-Notch **Ø10**



* Option: Dual Contact



FH
BAH
TA.CP
TA
MO
HT
VH
TSI/TSX
T
MT-TC-TC3
Accessori
Accessories
Appendice tecnica
Technical supplement