


# TA10.P



caratteristiche/features



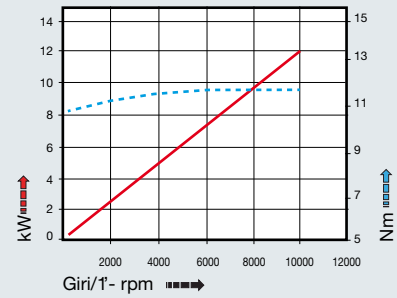
peso/weight



rotazione/rotation

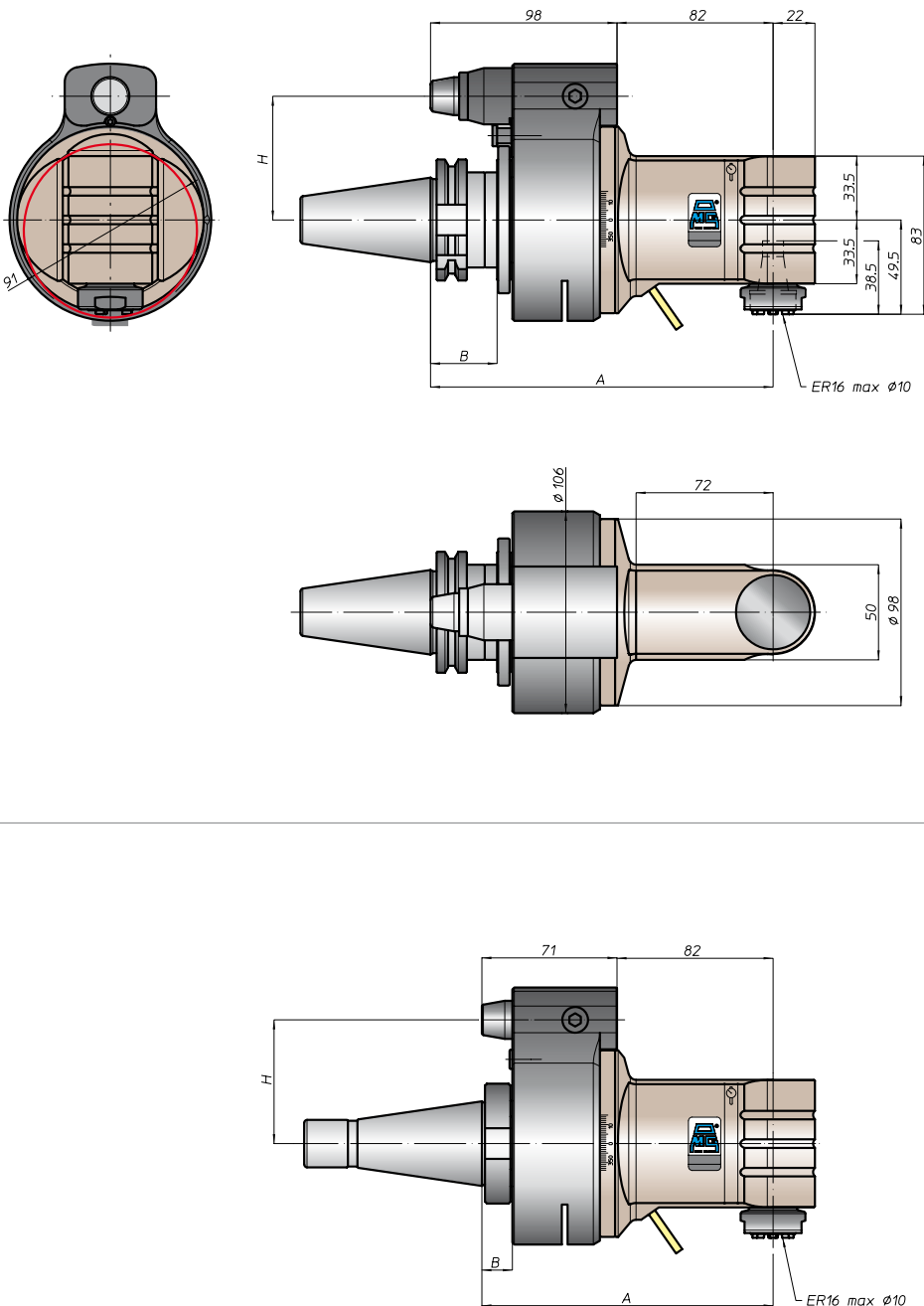


prestazioni/performance



tipi mandrino disponibili / available spindle types

- 1** DIN6388-ER **ER20**
- 2** Albero portafrese Milling Shaft **Ø16**
- 3** Weldon Whistle-Notch **Ø10**



CONO SHANK	size	H			
		A	B	standard	optional
* DIN69871	30	180	35	65	-
	40			80	110
	45			80	110
	50			80	110
* ANSIB5.50 CAT	40	188	45	65	-
	50			80	110
* BT	40	188	45	65	-
	50			80	110
DIN69893	63	189	46	65	-
	80			80	110
	100			80	110
ISO 28623	C5	184	39	65	-
	C6			80	110
	C8			80	110
KM	63	180	-	65	-
	80			80	110
	100			80	110
DIN2080	40	150	13	65	-
	50	153	16	80	110
ANSIB5.18 NMTB	40	150	13	65	-
	50	153	16	80	110

\* Option: Dual Contact