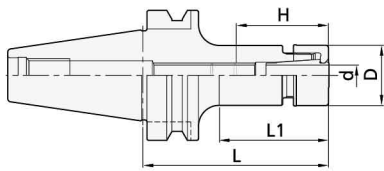


● SD PLUS CHUCK (AM TYPE)

SD 高精度夾頭刀柄 (AM型)



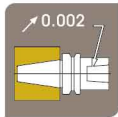
F Type Collet / F型筒夾



Taper tolerance
錐度公差




Surface roughness
表面粗度



Run out accuracy
內孔偏擺度



Surface hardness
表面硬度



Carbonized depth
滲碳深度

Order Code 訂購編號	Range(d) 夾持範圍	L	L1	D	H	Min ⁻¹ G2.5 動態平衡	Nut 螺帽	Spanner 扳手	Stop Screw 止動螺絲
BT30-SD6-90AM	2~6	90	50	20	25-58	30,000	CN-SD6AM	30194-820	--
SD10-60AM	2~10	60	38	30	30-52	30,000	CN-SD10AM	30194-830	ASG-12/ASG-12H
SD10-90AM	2~10	90	68	30	30-72	30,000	CN-SD10AM	30194-830	ASG-12/ASG-12H
SD13-75AM	3~13	75	50	35	41-90	30,000	CN-SD13AM	30194-835	ASG-16/ASG-16H
SD13-90AM	3~13	90	68	35	41-105	30,000	CN-SD13AM	30194-835	ASG-16/ASG-16H
SD16-90AM	4~16	90	68	42	45-58	30,000	CN-SD16AM	30194-842	ASG-18/ASG-18H
BT40-SD6-90AM	2~6	90	50	20	25-55	30,000	CN-SD6AM	30194-820	--
SD10-90AM	2~10	90	63	30	30-70	30,000	CN-SD10AM	30194-830	ASG-12/ASG-12H
SD13-75AM	3~13	75	40	35	41-	30,000	CN-SD13AM	30194-835	ASG-16/ASG-16H
SD13-90AM	3~13	90	55	35	41-	30,000	CN-SD13AM	30194-835	ASG-16/ASG-16H
SD16-90AM	4~16	90	63	42	45-82	30,000	CN-SD16AM	30194-842	ASG-18/ASG-18H

- Clamping nut design by circular cylinder. Bearing spanner must be used.
- Three types of collet to choose from (1) D type for gripping all type of tools. (2) E type for End mill. (3) F type for coolant supply.
- Bearing spanner and stop screw must be ordered separately.

- 全圓螺帽，必須使用軸承扳手。
- 筒夾有三種類別可選擇 (1) D型：可夾持任何刀具 (2) E型：銑刀專用 (3) F型：中心出水刀具使用。
- 軸承扳手及止動螺絲必須另外訂購。



P45



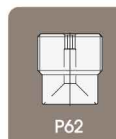
P47 - P49



P60



P61



P62