

NAKAMURA

- AS 200
- NTY 3 - 250
- SC-150 M / 200 MY / 250 M
- Super NTJX
- Super NTM 3
- TW-10 M / MM / MMY / MMY
- TW-20 M/MY/MM/MMY/MMYY - 16 station
- WT 150 / 250
- WTS 150
- WTW 150
- WY 250 L





CMZ

- TX 52/66

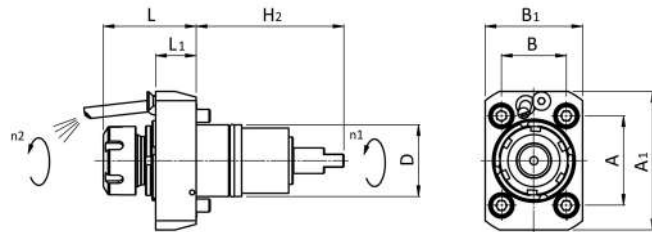
Toolholder Program




N55

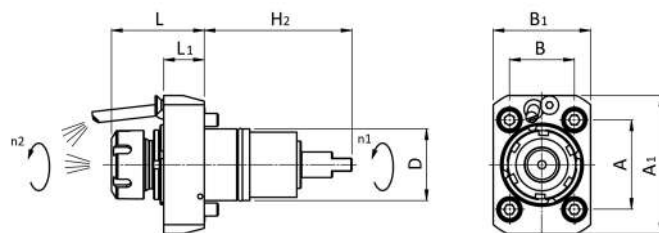







N55	Version	Tools Clamping	Center Height	Max. speed	Ratio	External	Internal	Page
	0°	ER25 - DIN6499		6000rpm	i=1:1	RAPPS 25 121UN55	RAPPS 25 131UN55	4
		ER32 - DIN6499		6000rpm	i=1:1	RAPPS 32 121UN55	RAPPS 32 131UN55	4
	90°	ER25 - DIN6499	55mm	6000rpm	i=1:1	RRPPS 25 121UN55	RRPPS 25 131UN55	5
		ER32 - DIN6499	55mm	6000rpm	i=1:1	RRPPS 32 121UN55	RRPPS 32 131UN55	5
		ER25 - DIN6499	65mm	6000rpm	i=1:1	RRPPS 25 321UN55	RRPPS 25 331UN55	5
		ER32 - DIN6499	65mm	6000rpm	i=1:1	RRPPS 32 321UN55	RRPPS 32 331UN55	5
		ER25 - DIN6499	75mm	6000rpm	i=1:1	RRPPS 25 421UN55	RRPPS 25 431UN55	5
		ER32 - DIN6499	75mm	6000rpm	i=1:1	RRPPS 32 421UN55	RRPPS 32 431UN55	5
	90° Double	ER25 - DIN6499	55mm	6000rpm	i=1:1	RRPPT 25 121UN55		6
		ER32 - DIN6499	55mm	6000rpm	i=1:1	RRPPT 32 121UN55		6
		ER25 - DIN6499	65mm	6000rpm	i=1:1	RRPPT 25 321UN55		6
		ER32 - DIN6499	65mm	6000rpm	i=1:1	RRPPT 32 321UN55		6
		ER25 - DIN6499	75mm	6000rpm	i=1:1	RRPPT 25 421UN55		6
		ER32 - DIN6499	75mm	6000rpm	i=1:1	RRPPT 32 421UN55		6
	±90°	ER20 - DIN6499		6000rpm	i=1:1	ROPPS 20 121UN55	ROPPS 20 131UN55	7

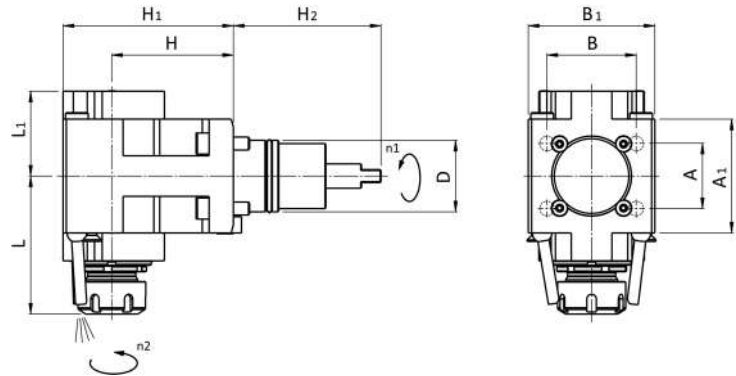
N55	Version	Tools Clamping	Center Height	Coolant	ALGRA Part No.	Page
	O.D. cutting holder	□ 25mm/20mm	H:62mm	Ext. Coolant	E10/US 25/20 N55X62	8
		□ 1"/0.75"	H:62mm	Ext. Coolant	E10/US 1"/0.75" N55X62	8
	O.D. double holder	□ 20mm	H:62mm	Ext. Coolant	E10/UD 20 N55X62	8
		□ 0.75"	H:62mm	Ext. Coolant	E10/UD 0.75" N55X62	8
	Face and I.D. cutting holder	□ 20mm	H:60mm	Ext. Coolant	E10/UA 20 N55X60	9
		□ 0.75"	H:60mm	Ext. Coolant	E10/UA 0.75" N55X60	9
	Blade holder	┆ 32mm	H:76mm	Ext. Coolant	E10/TT 32 N55X76	9
	Index cutting holder	□ 20mm	H:65mm	Ext. Coolant	E12/IQ 20 N55X65	10
		□ 0.75"	H:65mm	Ext. Coolant	E12/IQ 0.75" N55X65	10
	Boring Bar holder	∅ 25mm	H:55mm	Int/Ext Coolant	E10/B 25 N55X55	10
		∅ 32mm	H:55mm	Int/Ext Coolant	E10/B 32 N55X55	10
		∅ 1"	H:55mm	Int/Ext Coolant	E10/B 1" N55X55	10
		∅ 25mm	H:75mm	Int/Ext Coolant	E10/B 25 N55X75	10
		∅ 32mm	H:75mm	Int/Ext Coolant	E10/B 32 N55X75	10
		∅ 1"	H:75mm	Int/Ext Coolant	E10/B 1" N55X75	10
	Boring Bar holder	∅ 25mm	H:39mm/75mm	Int/Ext Coolant	E10/BD 25 N55X39/75	11
		∅ 1"	H:39mm/75mm	Int/Ext Coolant	E10/BD 1" N55X39/75	11








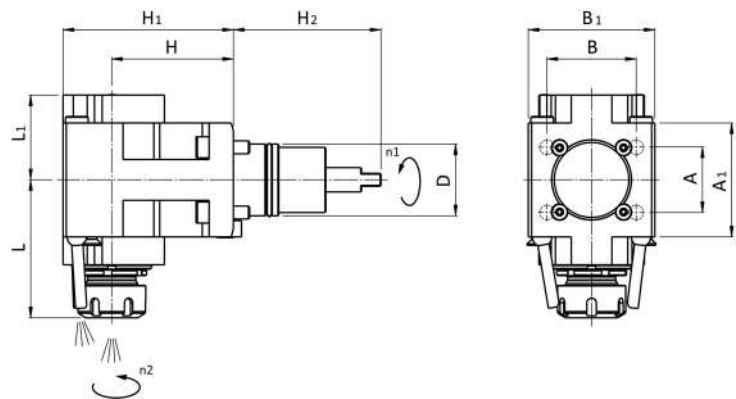
1/N55			Codice	D	ER	H	H1	H2	L	L1	L2	A	B	A1	B1	A2	B2	M ₂	n ₂	P
			code - code - Bestell Nr.						(min-max)									Nm	min-1	kW
0°			RAPPS 25 121UN55	55	25			108	53,5÷57,2	25		60	50	84	79			63	6000	10
			RAPPS 32 121UN55	55	32			108	68,5÷72,2	32		60	50	84	79				63	6000
																				








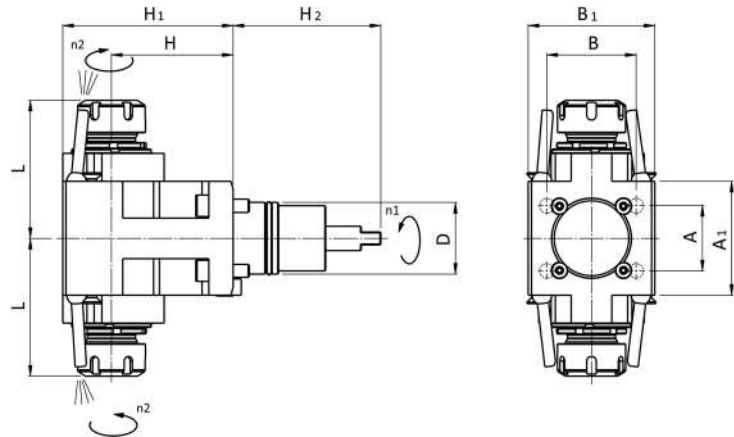
2/N55			Codice	D	ER	H	H1	H2	L	L1	L2	A	B	A1	B1	A2	B2	M ₂	n ₂	P
			code - code - Bestell Nr.						(min-max)									Nm	min-1	kW
0°			RAPPS 25 131UN55	55	25			108	53,5÷57,2	25		60	50	84	79			63	6000	10
			RAPPS 32 131UN55	55	32			108	68,5÷72,2	32		60	50	84	79				63	6000
																				
																				
																				







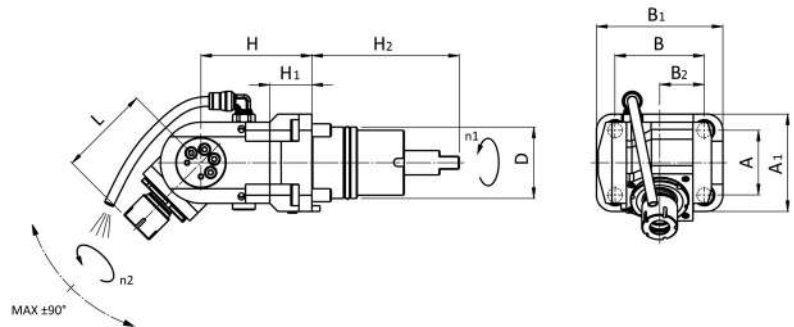
3/N55			Codice code - code - Bestell Nr.	D	ER	H	H1	H2	L (min-max)	L1	L2	A	B	A1	B1	A2	B2	M ₂ Nm	n ₂ min-1	P kW
90°			RRPPS 25 121UN55	55	25	55	87	108	82,5-86,2	57,4		50	60	80	84			63	6000	10
			RRPPS 32 121UN55	55	32	55	87	108	90-93,7	57,4			50	60	80	84			63	6000
			RRPPS 25 321UN55	55	25	65	97	108	82,5-86,2	57,4		50	60	80	84			63	6000	10
			RRPPS 32 321UN55	55	32	65	97	108	90-93,7	57,4			50	60	80	84			63	6000
			RRPPS 25 421UN55	55	25	75	107	108	82,5-86,2	57,4		50	60	80	84			63	6000	10
			RRPPS 32 421UN55	55	32	75	107	108	90-93,7	57,4		50	60	80	84			63	6000	10







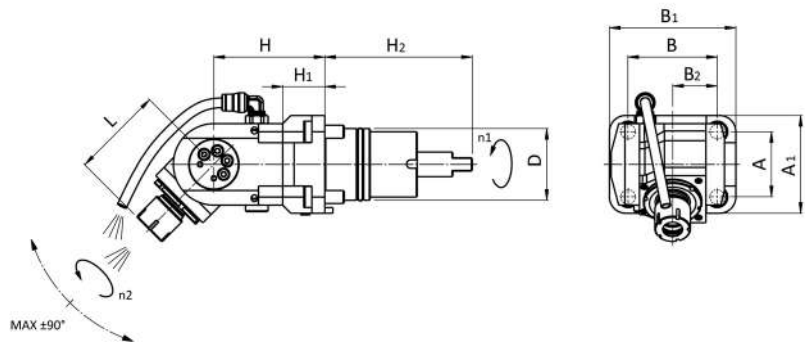
4/N55			Codice code - code - Bestell Nr.	D	ER	H	H1	H2	L (min-max)	L1	L2	A	B	A1	B1	A2	B2	M ₂ Nm	n ₂ min-1	P kW
90°			RRPPS 25 131UN55	55	25	55	87	108	82,5-86,2	63,4		50	60	80	84			63	6000	10
			RRPPS 32 131UN55	55	32	55	87	108	90-93,7	63,4			50	60	80	84			63	6000
			RRPPS 25 331UN55	55	25	65	97	108	82,5-86,2	63,4		50	60	80	84			63	6000	10
			RRPPS 32 331UN55	55	32	65	97	108	90-93,7	63,4			50	60	80	84			63	6000
			RRPPS 25 431UN55	55	25	75	107	108	82,5-86,2	63,4		50	60	80	84			63	6000	10
			RRPPS 32 431UN55	55	32	75	107	108	90-93,7	63,4		50	60	80	84			63	6000	10









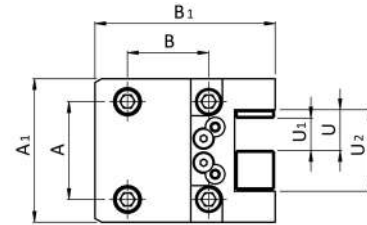
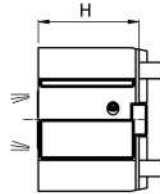
5/N55		Codice code - code - Bestell Nr.	D	ER	H	H1	H2	L (min-max)	L1	L2	A	B	A1	B1	A2	B2	M ₂ Nm	n ₂ min-1	P kW		
 90°	 DIN 6499	 ±1 (1:1)	RRPPT 25 121UN55	55	25	55	87	108	82,5-86,2			50	60	80	84			63	6000	10	
			RRPPT 32 121UN55	55	32	55	87	108	90-93,7				50	60	80	84			63	6000	10
 EXTERNAL			RRPPT 25 321UN55	55	25	65	97	108	82,5-86,2			50	60	80	84			63	6000	10	
			RRPPT 32 321UN55	55	32	65	97	108	90-93,7				50	60	80	84			63	6000	10
			RRPPT 25 421UN55	55	25	75	107	108	82,5-86,2				50	60	80	84			63	6000	10
			RRPPT 32 421UN55	55	32	75	107	108	90-93,7				50	60	80	84			63	6000	10





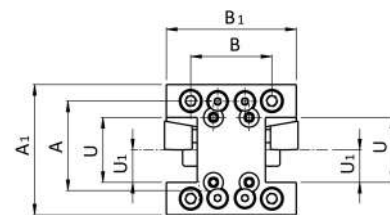
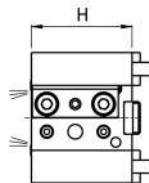
6/N55			Codice	D	ER	H	H1	H2	L	L1	L2	A	B	A1	B1	A2	B2	M ₂	n ₂	P
			code - code - Bestell Nr.						(min-max)									Nm	min-1	kW
  			ROPPS 20 121UN55	55	20	71	18	108	48,8-52,5			50	60	80	84		30	15	6000	3
																				





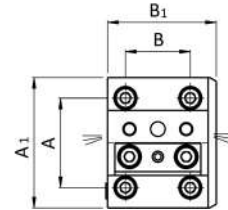
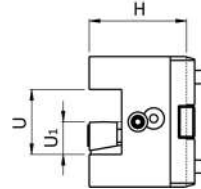
7/N55			Codice	D	ER	H	H1	H2	L	L1	L2	A	B	A1	B1	A2	B2	M ₂	n ₂	P
			code - code - Bestell Nr.						(min-max)									Nm	min-1	kW
  			ROPPS 20 131UN55	55	20	71	18	108	48,8-52,5			50	60	80	84		30	15	6000	3
  																				





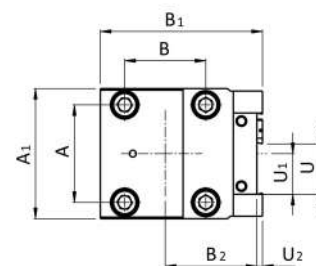
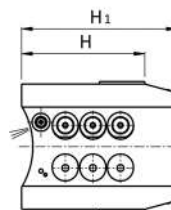
101/N55		Codice code - code - Bestell Nr.	U	U1	U2	U3	H	H1	H2	H3	A	B	A1	B1	A2	B2	B3
 		E10/US 25/20 N55X62	25	20	50		62				60	50	88	111			
		E10/US 1"/0.75" N55X62	1"	0.75"	2"		62					60	50	88	111		





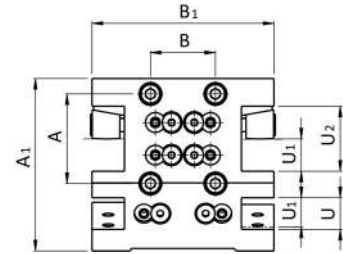
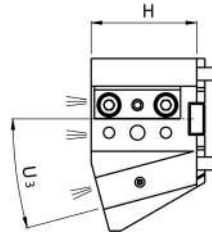
102/N55		Codice code - code - Bestell Nr.	U	U1	U2	U3	H	H1	H2	H3	A	B	A1	B1	A2	B2	B3
 		E10/UD 20 N55X62	40	20			62				60	50	80	80			
		E10/UD 0.75" N55X62	1.5"	0.75"			62					60	50	80	80		





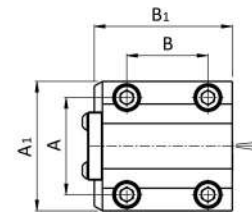
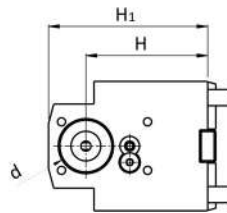
103/N55		Codice	U	U1	U2	U3	H	H1	H2	H3	A	B	A1	B1	A2	B2	B3
		code - code - Bestell Nr.															
  EXTERNAL		E10/UA 20 N55X60	40	20			60				60	50	80	80			
		E10/UA 0.75" N55X60	1.5"	0.75"			60				60	50	80	80			





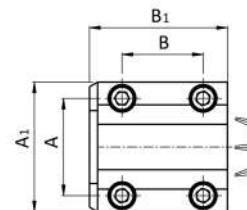
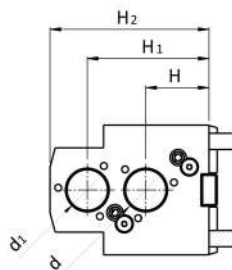
104/N55		Codice	U	U1	U2	U3	H	H1	H2	H3	A	B	A1	B1	A2	B2	B3
		code - code - Bestell Nr.															
  EXTERNAL		E10/TT 32 N55X76	32	26	2,36		76	96			60	50	80	100			





105/N55		Codice code - code - Bestell Nr.	U	U1	U2	U3	H	H1	H2	H3	A	B	A1	B1	A2	B2	B3
 		E12/IQ 20 N55X65	21	20	40	15°	65				60	50	106	112			
		E12/IQ 0.75" N55X65	21	0.75"	1.5"	15°	65				60	50	106	112			



106/N55		Codice code - code - Bestell Nr.	d	d1	d2	H	H1	H2	H3	A	B	A1	B1	A2	B2	B3
 		E10/B 25 N55X55	Ø 25			55	78			60	50	80	85			
		E10/B 32 N55X55	Ø 32			55	78			60	50	80	85			
		E10/B 1" N55X55	Ø 1"			55	78			60	50	80	85			
		E10/B 25 N55X75	Ø 25			75	98			60	50	80	85			
		E10/B 32 N55X75	Ø 32			75	98			60	50	80	85			
		E10/B 1" N55X75	Ø 1"			75	98			60	50	80	85			



107/N55		Codice code - code - Bestell Nr.	d	d1	d2	H	H1	H2	H3	A	B	A1	B1	A2	B2	B3
  INT./EXT.	E10/BD 25 N55X39/75		Ø 25	Ø 25		39	75	98		60	50	80	85			
	E10/BD 1" N55X39/75		Ø 1"	Ø 1"		39	75	98		60	50	80	85			


**La produzione:
il lavoro**
Production:
work

La produzione viene sviluppata nella moderna struttura a temperatura controllata di Almenno San Salvatore, mentre negli stabilimenti di Brembilla (I-Bergamo) vengono effettuate le lavorazioni di montaggio ed assemblaggio di gruppi completi. La superficie coperta delle strutture è di mq. 15.000, dei quali mq. 1.000 sono adibiti agli uffici amministrativi, commerciali e tecnici. L'attività produttiva si svolge con l'utilizzo di impianti e macchinari CNC costantemente aggiornati alle nuove tecnologie ed in grado di sviluppare le seguenti lavorazioni:

- Asportazione di truciolo
- Elettroerosione
- Tornitura orizzontale e verticale
- Fresatura universale 5 assi
- Fresatura/tornitura
- Lappatura per fori e piani
- Rettifica in tondo interno ed esterno
- Rettifica in tangenziale oltre al montaggio di gruppi e sottogruppi completi.

The production is developed in the modern, temperature controlled facility in Almenno San Salvatore, with Brembilla factories there are the assembly operations and the assembly of complete groups. The facilities covered area is of 15,000 sqm., 1,000 sqm. of which are used for the administrative commercial and technical offices. The production cycle takes place with the use of CNC fixtures and equipment constantly updated with new technologies and able to develop the following machining:

- Chip machining
- Electroerosion
- Horizontal and vertical turning
- 5-axis universal milling
- Milling/turning
- Lapping for holes and plane surfaces
- Cylindrical internal and external grinding
- Tangential grinding in addition to the assembly of complete groups and subassemblies.



**Certificazioni:
uno standard
qualitativo**
Certification:
a quality
standard

La tecnologia avanzata svolge un ruolo chiave nell'obiettivo di incrementare il proprio valore, quello dei propri prodotti, dei servizi e della capacità del personale, operando nel rispetto delle norme UNI EN ISO 9001:2008 e ISO 14001:2004. L'alto livello di sensibilità verso il rispetto delle regole di sicurezza e dell'ambiente è presente ed immediatamente percepito in tutte le strutture aziendali.

Advanced technology plays a key role aiming to increase its value and the products, services and staff capacity value, operating in compliance with UNI EN ISO 9001:2008 and ISO 14001:2004.

The high level of sensitivity towards the observance of safety rules and the environment is present and perceived immediately in all facilities.



UNI EN ISO 9001:2008 - Cert. n° 0141

UNI EN ISO 14001:2004 - Cert. n° 0270A



ALGRA S.p.A. Divisione accessori
Via Manzoni, 41 24031 Almenno S. Salvatore (BG)
Tel. +39 035.64.20.51 • Fax +39 035.64.01.28
algra.accessori@algra.it - www.algra.it